

МИНИСТЕРСТВО ОБРАЗОВАНИЯ ИРКУТСКОЙ ОБЛАСТИ
ГОСУДАРСТВЕННОЕ БЮДЖЕТНОЕ ПРОФЕССИОНАЛЬНОЕ
ОБРАЗОВАТЕЛЬНОЕ УЧРЕЖДЕНИЕ ИРКУТСКОЙ ОБЛАСТИ
«ИРКУТСКИЙ ТЕХНИКУМ МАШИНОСТРОЕНИЯ
ИМ. Н.П. ТРАПЕЗНИКОВА»

**Методические рекомендации
по выполнению практических занятий
по дисциплине ОУД.03. Иностранный язык**

по профессии
08.01.14 Монтажник санитарно-технических, вентиляционных систем и
оборудования

Иркутск, 2019

Методические рекомендации по выполнению практических занятий по дисциплине ОУД.03. Иностранный язык по профессии 08.01.14 Монтажник санитарно-технических, вентиляционных систем и оборудования: учебно-методическое пособие. / Сост.: Р.В. Бичегкуева. – Иркутск: ИТМ, 2019.– 137 с.

РАССМОТРЕНЫ

на заседании ЦК преподавателей
гуманитарного цикла
Протокол № 7 от 24 апреля 2019 г.

Методические рекомендации составлены на основании рабочей программы по дисциплине ОУД.03. Иностранный язык для рабочей профессии 23.01.03 Автомеханик с целью

Учебно-методическое пособие состоит из восьми частей, каждая из которых содержит тексты и задания для самостоятельного выполнения.

© Иркутский Техникум Машиностроения им. Н.П. Трапезникова, 2019

© Бичегкуева Регина Владимировна, 2019

Содержание

Вводно-фонетический курс

Практическое занятие 1-7

Введение

Цель занятия:

1.	Повторение правил чтения, грамматического материала. Выявление пробелов в знаниях обучающихся за 9-летнюю школу.
----	--

Содержание работы

Задание 1. Прочитайте следующие слова, отрабатывая звучание долгих и кратких гласных:

[i:] – we [wi:] мы, he [hi:] он, she [ʃi:] она, eat [i:t] питаться, seat [si:t] место для сиденья, be [bi:] быть, see [si:] видеть, three [θri:] три, people [pi:pl] люди, peace [pi:s] мир, free [fri:] свободный, teach [ti:tʃ] обучать, speak [spi:k] говорить, queen [kwi:n] королева.

[ɪ] – it [ɪt] оно, это, this [ðɪs] этот, sit [sɪt] сидеть, if [ɪf] если, live [lɪv] жить, begin [bɪ'ɡɪn] начинать, invest [ɪn'vest] вкладывать (капитал), Britain ['brɪt(ə)n] Британия, English ['ɪŋɡlɪʃ] английский язык, different [dɪfr(ə)nt] различный, king [kɪŋ] король.

[e] – men [men] люди, when [wen] когда, end [end] конец, health [helθ] здоровье, guest [gest] гость, ten [ten] десять, Wednesday ['wenzdɪ] среда, spend [spend] проводить, every ['evri] каждый.

[æ] – man [mæn] человек, can [kæn] мочь, map [mæp] карта, land [lænd] земля, that [ðæt] тот, travel ['trævəl] путешествие, Saturday ['sætədi] суббота, manners ['mænəz] (хорошие) манеры.

[ɑ:] – car [kɑ:] автомобиль, far [fɑ:] далеко, France [frɑ:ns] Франция, chance [tʃɑ:ns] шанс, father ['fɑ:ðə] отец, after ['ɑ:ftə] после.

[ʌ] – one [wʌn] один, but [bʌt] но, must [mʌst] должен, London ['lʌndən] Лондон, come [kʌm] приходить, mother ['mʌðə] мать, above [ə'bvʌv] выше, Sunday ['sʌndɪ] воскресенье, Monday ['mʌndɪ] понедельник, some [sʌm] некоторые, country ['kʌntri] страна.

[ɔ:] – sport [spɔ:t] спорт, or [ɔ:] или, daughter ['dɔ:tə] дочь, four [fɔ:] четыре, for [fɔ:] для, horse [hɔ:s] лошадь, before [bə'fɔ:] перед, all [ɔ:l] все, formal ['fɔ:ml] официальный, North [nɔ:θ] север.

[ɒ] – spot [spɒt] пятно, from [frɒm] из, от, was [wɒz] был, sorry [sɒri] сожалеющий, hot [hɒt] горячий, shock [ʃɒk] шок, what [wɒt] что, clock [klɒk] часы, watch [wɒtʃ] часы, Scotland ['skɒtlənd] Шотландия.

[u:] – you [ju:] ты, do делать [du:], too [tu:] также, two [tu:] два, group [gru:p] группа, who [hu:] кто, soon [su:] скоро, choose [tʃu:z] выбирать, Tuesday ['tju:zdi] вторник, school [sku:l] школа.

[ʊ] – full [fʊl] полный, put [pʊt] класть, good [gʊd] хорошо, push [puʃ] толкать, pull [pʊl] тянуть, book [bʊk] книга, look [lʊk] смотреть, foot [fʊt] нога.

[ə:] – girl [gɜ:l] девочка, work [wɜ:k] работа, world [wɜ:ld] мир, term [tɜ:m] семестр, learn [lɜ:n] изучать, Thursday ['θɜ:zdi] четверг, earth [ɜ:θ] земля, Sir [sɜ:] сэръ.

[ə] – sister ['sɪstə] сестра, teacher ['ti:tʃə] учитель, Russia ['rʌʃə] Россия, attend [ə'tend] посещать, surprise [sə'praɪz] удивляться, сюрприз, America [ə'merɪkə] Америка, England ['ɪŋɡlənd] Англия, kingdom [kɪŋdəm] королевство.

*Задание 2. Прочитайте слова, отрабатывая звучание **дифтонгов** (двугласных), которые представляют собой как бы два слитно произнесенных гласных с ударением на первом элементе:*

[eɪ] – they [ðeɪ] они, way [weɪ] путь, дорога, способ, day [deɪ] день, name [neɪm] имя, называть, stage [steɪdʒ] стадия, сцена, face [feɪs] лицо, aim [eɪm] цель, paper [ˈpeɪpə] бумага, газета, stay [steɪ] оставаться, say [seɪ] говорить, сказать, same [seɪm] тот же самый, Wales [weɪlz] Уэльс, great [greɪt] большой, огромный.

[aɪ] – I [aɪ] я, my [maɪ] мой, myself [maɪˈself] сам, eye [aɪ] глаз, guide [ɡaɪd] гид, проводник, die [daɪ] умирать, Friday [ˈfraɪdɪ] пятница, child [tʃaɪld] ребенок, why [waɪ] почему, primary [ˈpraɪməri] первостепенный, начальный, private [praɪvɪt] частный.

[aʊ] – now [naʊ] сейчас, how [haʊ] как, out [aʊt] вне, из, about [əˈbaʊt] около, down [daʊn] вниз, house [haʊs] дом, ground [ɡraʊnd] земля, town [taʊn] город, South [sauθ] Юг.

[ɔɪ] – boy [bɔɪ] мальчик, oil [ɔɪl] масло, toilet [ˈtɔɪlɪt] туалет, choice [tʃɔɪs] выбор, join [dʒɔɪn] соединять(ся), employ [ɪmˈplɔɪ] нанимать на работу, использовать.

[əʊ] – no [nəʊ] нет, home [həʊm] дом, know [nəʊ] знать, cold [kəʊld] холодный, road [rəʊd] дорога, low [ləʊ] низкий, only [ˈəʊnli] только, nobody [ˈnəʊbɒdɪ] никто.

[ɪə] – ear [ɪə] ухо, near [nɪə] близко, clear [kɪə] ясный, чистый, theatre [ˈθɪətə] театр, real [rɪəl] реальный, ideal [aɪˈdɪəl] идеальный, zero [ˈzɪərəʊ] ноль.

[ɛə] – air [ɛə] воздух, chair [tʃɛə] стул, there [ðɛə] там, their [ðɛə] их, where [wɛə] где, куда, parents [ˈpeərənts] родители.

[ʊə] – tour [tuə] тур, путешествие, sure [ʃʊə] уверенный, poor [puə] бедный, pure [pjʊə] чистый, cure [kjʊə] лечение, лекарство, during [ˈdʊərɪŋ] во время, mutual [ˈmju:tʃʊəl] взаимный, usual [ˈju:zʊəl] обычный, plural [ˈpluərəl] множественный.

*Задание 3. Прочитайте слова, отрабатывая звучание **трифтонгов**, т.е. сочетаний дифтонгов с нейтральной гласной фонемой [ə]:*

[eɪə] – player [pleɪə] игрок, layer [leɪə] слой, пласт, prayer [preɪə] проситель, молящийся.

[aɪə] – fire [faɪə] огонь, iron [aɪən] железо, утюг, society [səˈsaɪəti] общество, dialogue [ˈdaɪəlɒɡ] диалог, shire [ʃaɪə] графство, higher [haɪə] выше, via [vaɪə] через, Ireland [ˈaɪələnd] Ирландия, science [ˈsaɪəns] наука, variety [vəˈraɪəti] разнообразие.

[aʊə] – our [aʊə] наш, hour [aʊə] час, flower [flaʊə] цветок, tower [taʊə] башня, towel [taʊəl] полотенце, shower [ʃaʊə] душ, nowadays [naʊədeɪz] сейчас, сегодня, power [paʊə] сила, власть.

[əʊə] – slower [sləʊə] медленнее, ower [əʊə] должник, goer [gəʊə] ходок, follower [ˈfɒləʊə] последователь, поклонник.

[ɔɪə] – employer [ɪmˈplɔɪə] работодатель, royal [rɔɪəl] королевский, royalist [ˈrɔɪəlɪst] роялист, destroyer [dɪˈstrɔɪə] разрушитель.

Правила чтения гласных в разных типах чтения

Чтение гласной буквы в ударном слоге зависит от типа слога. Принято делить 4 типа слога:

I тип – открытый слог (т.е. слог, оканчивающийся на гласную букву);

II тип – закрытый слог (т.е. слог, оканчивающийся на согласную букву);

III тип – слог с буквой **r** (т.е. ударная гласная + r);

IV тип – слог с сочетанием **re** (т.е. ударная гласная + re).

Гласная	Типы слога				Безударный слог
	I	II	III	IV	

A a	[eɪ] name	[æ] lamp	[ɑ:] park	[ɛə] fare	[ə] ago
O o	[əʊ] note	[ɒ] not	[ɔ:] sport	[ɔ:] more	[ə] [əʊ] confer, metro
E e	[i:] me	[e] pen	[ɜ:] her	[ɪə] here	[ə] [ɪ] absent, darkness
I i/ Y y	[aɪ] like type	[ɪ] big myth	[ɜ:] girl system	[aɪə] fire tyre	[ɪ] music, city
U u	[ju:] tune	[ʌ] bus	[ɜ:] turn	[juə] pure	[ə] [ju:] success, unite

Задание 4. Прочитайте следующие слова по вертикали, а затем по горизонтали, отрабатывая правила чтения гласных в различных типах слога.

Aa

[eɪ]	[æ]	[ɑ:]	[ɛə]	[ə]
lame	am	dark	care	ago
gave	back	car	dare	about
late	land	mark	bare	sofa
made	apple	arm	rare	above
game	man	card	share	historical
hate	hat	far	declare	legal

Oo

[əʊ]	[ɒ]	[ɔ:]	[ɔ:]	[ə] [əʊ]
home	god	or	ore	tomato
hope	on	nor	store	photo
go	dog	port	shore	potato
rose	shop	short	core	negro
nose	clock	lord	bore	zero
open	cod	order	before	metro

Ee

[i:]	[e]	[ɜ:]	[ɪə]	[ə]	[ɪ]
he	get	term	mere		begin
she	egg	verb	sphere		return
we	let	nerve	severe		ticket
see	ten	serve	career		sister
week	men	prefer	period		present
agree	tent	person	material		absent

Ii/ Yy

[aɪ]	[ɪ]	[ɜ:]	[aɪə]	[ɪ]
I	it	sir	hire	engine
time	ill	bird	wire	sorry
five	milk	first	tire	family
my	wish	dirty	satire	music
fly	myth	Byrn	tired	public
cry	symbol	myrtle	lyre	English

Задание 5. Прочитайте следующие слова и сгруппируйте их в 4 колонки по правилам чтения гласных букв в ударном слоге.

Rome, summer, China, art, spring, duty, try, well, bore, time, severe, term, spoke, store, parents, enter, tired, winter, whole, spire, plane, short, be, atmosphere, hard, supper, smoke, alert, fond, plan, burst, wish, farm, compare, came, corn, dirt, tree, human, hurt, fell, miss, North, fare, hope, satire.

Таблица чтения сочетаний согласных букв

Сочетания гласных		Сочетания согласных		Гласные + Согласные	
		ch	[tʃ] [k] [ʃ]		
		ck	[k]		
ai	[ei]	tch	[tʃ]	er	[ə]
ay	[ei]	bt	[t]	or	[ə]
ei	[i:] [ei] [ai]	gh	f, [-]	an	[a:]
ea	[e] [i:] [ei]	dg	[dʒ]	al	[ɔ:] [a:]
ey	[i:] [ei] [ai]	th	[ð] [θ]	wa	[wɔ]
ee	[i:]	sh	[ʃ]	wor	[wɔ:]
ew	[ju:]	gn	[n]	war	[wɔ:]
eu	[ju:]	mb	[mb] [m]	igh	[ai]
oo	[u] [u:] [ɔ:] [ʌ]	mn	[mn] [m]	qu	[kw]
oa	[əu]	kn	[kn] [n]	ild	[ai]
ou	[au]	wh	[w]	ind	[ai]
ie	[e] [i:] [ai]	ng	[ŋg] [ŋ]		
		ph	[f]		
		wr	[r]		

Перечень используемых источников

1. Агабекян И.П. Английский язык для ССУЗОВ: учебное пособие. – М.: Проспект, 2016. – 288с.
2. Восковская, А.С. Английский язык: Учебник . – рн /Д: Феникс, 2016. – 376 с.Режим доступа: <http://znanium.com/catalog/product/910330>
3. Маньковская З.В. Английский язык : учеб.пособие /. — М. : ИНФРА-М, 2019. — 200 с. — (Среднее профессиональное образование). — Режим доступа: <http://znanium.com/catalog/product/1003044>

Практическая работа 8-10.

Приветствие, прощание, представление себя и других людей в официальной и неофициальной обстановке

Цель занятий:

1.	Формы обращения. Приглашения. Благодарности. Извинения. Множественное число существительных. Формирование лексических навыков по теме.
2.	Приветствия и прощания. Проводы гостей. Исчисляемые и неисчисляемые существительные. Развитие умений чтения.
3.	Представление себя и других людей в официальной и неофициальной обстановке. Формирование лексических навыков по теме. Развитие умений диалогической речи. Развитие умений аудирования.
4.	Итоговый урок по теме. Контроль умений аудирования и умений монологической речи по теме.

Содержание и порядок выполнения работы:

1) Прочитайте и запомните следующие фразы. Составьте мини-диалоги.

Hello!	Здравствуйте!
Hi!	Привет!
Good morning!	Доброе утро!
Good afternoon!	Добрый день!
Good evening!	Добрый вечер!
Welcome!	Добро пожаловать!
Goodbye!	До свидания!
Bye!	Пока!
See you later!	До встречи!
See you soon!	До скорого!
Good luck!	Счастливо!
Have a good trip!	Счастливого пути!
Good night!	Спокойной ночи!
How are you?	Как дела?
How are you doing?	Как у тебя дела?
How are things?	Как жизнь?
Great.	Отлично.
Excellent.	Прекрасно.
Fine, thanks.	Хорошо, спасибо.
Can't complain.	Не жалуясь.
Not bad.	Неплохо.

2) Представление себя в официальной обстановке.

Чтобы правильно представит самого себя, необходимо следовать нескольким правилам. Вот они:

1. Четко произнести свое имя и фамилию. Послушайте возможные варианты на английском языке. Повторяйте за диктором, поставляя свое имя и фамилию.

Play имя и фамилия

Hi, I'm ____ .

Hello, my name's ____ .

Good morning. My name's ____ .

May I introduce myself? My name's ____ .

Good afternoon. My name's ____ .

Good evening. My name's ____ .

Can I introduce myself? My name's ____ .

2. Назовите страну, откуда вы прибыли. Это поможет вашему собеседнику представить культурных фон для общения. Послушайте, как представляет себя деловая женщина из Бразилии.

Play откуда прибыл

I'm from Rio de Janeiro in Brazil.

I'm Brazilian.

I come from Rio.

3. Следующим этапом самопредставления должно быть упоминание своей должности или профессии.

Play должность или профессия

I'm a project manager and IT specialist.

I work as an accountant for a big US corporation.

4. Скажите, где вы учитесь, работаете.

Play местороботы

I work for Petrobras, the oil and gas company.

I work with Petrobras, the oil and gas company.

5. После называния следует сказать, где находится учебная организация или компания.

Play расположение компании

The company is based in Rio de Janeiro.

We're located in a suburb of Stuttgart.

6. В заключение скажите, в чем суть ваших обязанностей, и для чего вы, собственно говоря, находитесь в этом месте (на конференции, деловой встрече и т.п.).

Play обязанности

I'm responsible for overseas suppliers and I'm here to make an agreement with a new contractor.

Теперь послушайте, как представляет себя Алекс Джонсон, системный аналитик из Британии.

Обратите внимание на то, как выдержаны все перечисленные выше пункты.

Play Alex Johnson

Hello. May I introduce myself? I'm Alex Johnson. I'm from Leeds in the UK. I'm a systems analyst in IBM, based in Leeds, and I'm currently working with a team here to evaluate our new telecoms application.

ПРАКТИКА

Теперь давайте немного потренируемся. Представьте себя по плану:

- 1) имя, 2) откуда прибыл, 3) должность или профессия, 4) название компании, 5) место нахождения компании, 6) обязанности и цель прибытия

Выполнение заданий.

Расскажи о себе, используя клише

- | | |
|---|--------------------------------|
| 1. My name is..... | 9. I will become a |
| 2. My full name is | 10. My best friend |
| 3. I was born on ofin | 11. I have (about family) |
| 4. I am years old. | 12. My father is |
| 5. From till I studied at school in | 13. He was born in |
| | 14. He works as a |
| 6. I live in | 15. My mother is..... |
| 7. From 2015, I studied at in | 16. She was born in |
| 8. My favourite subjects are | 17. She works as a.... |

Практическая работа 11-20.

Описание человека (внешность, национальность, образование, личные качества, род занятий.

Цель занятий:

1.	Описание внешности. Формирование и развитие лексических и грамматических навыков по теме. Развитие умений аудирования. Спряжение глагола to be и to have
2.	Национальные черты и национальность. Развитие умений аудирования.
3.	Личные качества. Развитие умений самостоятельной работы с текстом.
4.	род Род занятий, должность, место работы. Развитие навыков монологической речи.
5.	Итоговый урок по теме. Контроль лексико-грамматических умений.

Наглядные пособия, оборудование: плакаты по теме, презентации, распечатки, таблицы, схемы.

Перечень используемых источников








1. Агабекян И.П. Английский язык для ССУЗОВ: учебное пособие. – М.: Проспект, 2016. – 288с.
2. Восковская, А.С. Английский язык: Учебник . – рн /Д: Феникс, 2016. – 376 с. Режим доступа: <http://znanium.com/catalog/product/910330>
3. Маньковская З.В. Английский язык : учеб. пособие /. — М. : ИНФРА-М, 2019. — 200 с. — (Среднее профессиональное образование). — Режим доступа: <http://znanium.com/catalog/product/1003044>

Содержание и порядок выполнения работы:


Прочитайте фразы и опишите свою внешность.

Vocabulary Appearance




AGE|eɪdʒ|

						
BABY	TODDLER	CHILD	TEENAGER	YOUNG	MIDDLE-AGED / adult	ELDERLY /OLD
['beɪbi]	['tɒdlə]	[tʃaɪld]	['ti:neɪdʒə]	[jʌŋ]	['mɪdəl'eɪdʒd]/ ['adʌlt]	['eldərlɪ]

HEIGHT |haɪt|

		
TALL	MEDIUM-HEIGHT	SHORT
[tɔ:l]	['mi:diəm]	[ʃɔ:t]

BUILD









			
WELL-BUILT	SLIM/THIN	PLUMP	FAT
['wel'bilt]	[slɪm θɪn]	[plʌmp]	[fæt]

	hart				
--	------	--	--	--	--







HAIR |heə|

					
LONG	SHORT	SHOULDER- LENGHT	STRAIGHT	WAVY	CURLY
lɔ:ŋ	ʃɔ:t	'ʃəʊldə leŋθ	streɪt	['weɪvi	['kɜ:rlɪ
					
DARK/BLA CK	FAIR	BROWN	BLONDE	RED	BALD
dɑ:k blæk	feə	braʊn	blɑ:nd	red	bɔ:ld

FACE |feɪs|

			
ROUND	OVAL	TRIANG ULAR	SQUAR E
raʊnd	'əʊvəl	traɪ'æŋj ʊlə	skwe:
			
LONG	MOUSTA CHE	BEARD	FRECK LES
lɔ:ŋ	mə'sta:ʃ	biəd	['frekəlz

EYES |aɪz|

		
BROWN	GREEN	BIG
		
BLUE	HAZEL	SMALL

LOOKS

			
BEAUTI FUL PRETTY	HANDSO ME ATTRACT IVE	GORGE OUS	UGLY

Опишите свою внешность используя лексику урока и выражения I am, I have got

Законспектируйте грамматический материал по теме «Глаголы to have, to be» и выполните упражнения.

Have got

I have got	I've got	Have I got...?	I haven't got
You have got	You've got	Have you got...?	You haven't got
He has got She has got It has got	He's got She's got It's got	Has he got...? Has she got...? Has it got...?	He hasn't got She hasn't got It hasn't got
We have got You have got They have got	We've got You've got They've got	Have we got...? Have you got...? Have they got...?	We haven't got You haven't got They haven't got

Глагол to have.

Упражнение 1. Insert have or has.

- I _____ a mouse
- You _____ a mouse.
- He _____ a mouse.
- She _____ a mouse.
- I _____ no mouse.
- You _____ no mouse.
- He _____ no mouse.
- She _____ no mouse.
16. .
- It _____ a sheep.
- We _____ a sheep.
- You _____ a sheep.
- They _____ a sheep.
- It _____ no sheep.
- We _____ no sheep.
- You _____ nosheep

Упражнение 2. Write in have got, has got, haven't got or hasn't got. About you

- I _____ long fair hair.
- My mum _____ big blue eyes.
- My dad _____ short dark hair.
- I _____ a little mouth.
- My brother _____ little ears.
- My friend _____ a big nose.
- My granny _____ a small face.
- My teacher _____ short hair.
9. Упражнение 3. Вставь have или has.
- We _____ got a green parrot.
- She _____ got seven games.
- They _____ n't got a kite.
- I _____ got a big bag.
- _____ you got a blue pen?
- _____ it got a funny face?
- He _____ n't got a bike.

Example:

(Colin / a camera) – Colin has a camera.

(I / fair hair) – I've got black hair. Or I haven't got black hair

- (Ammy / a camera) – Ammy _____.
- (Ammy / fair hair) – _____.
- (Ammy / three brothers) – _____.
- (Colin / fair hair) – _____.
- (Ammy / a bike) – _____.
- (Colin / a sister) – _____.
- (I / a camera) – _____.
- (I / brothers / sisters) – _____.
- (I / a bike) – _____.
- (Colin/a bike) – _____.

Упражнение 5. Complete the questions. Use have got or has got.

- _____ you _____ any brothers or sisters?
- _____ you _____ any children?
- How many cousins _____ you _____?
- _____ you _____ a cat or a dog?
- _____ your teacher _____ a car?
- _____ your mother _____ a house or a flat garden?

Упражнение 6. Write questions with have /has

- (you/ a bicycle?)
- (you /a VCR?)

3. (your step-father/a car?)
4. (Molly/many friends?)
5. (Mr Lether/any children?)
6. (what car/Johny?)

Упражнение 7. Измени предложения так, чтобы они стали вопросительными. Запиши краткие ответы на них.

Example:

She has got three chicks.

Has she got three chicks? Yes, she has.

1. Three little chicks have got a kite.
2. The kite has got a funny face.
3. Fred has got a bike.
4. We have got friends.

Упражнение 8. Insert the verb to have in the appropriate form.

1. You _____ beautiful eyes.
2. _____ you _____ any sisters or brothers?
Yes, I _____. I _____ two sisters, but I _____ a brother.
3. _____ your mother _____ a good job?
Yes, she _____. / No, she _____.
4. We _____ a new car.
5. I _____ any problems.
6. What time _____ you _____ breakfast?
7. She always _____ a cup of tea in the morning.
8. _____ a good time!
9. We _____ a wonderful holiday last summer.
10. When he was young he _____ a car.
11. What time _____ you _____ breakfast this morning?
12. He _____ already _____ a birthday party.
13. _____ you _____ a holiday this year?, No, not yet.
14. We _____ a party tomorrow
15. They _____ a day off tomorrow

1) Выполните грамматические упражнения по теме «Спряжение глагола to be в настоящем, прошедшем и будущем времени».

ВОПРОС	УТВЕРЖДЕНИЕ	ОТРИЦАНИЕ	
WILL — [I HE SHE IT YOU WE THEY] — BE?	[I HE SHE IT YOU WE THEY] — WILL BE	[I HE SHE IT YOU WE THEY] — WILL NOT BE	БУДУЩЕЕ
AM — [I] IS — [HE SHE IT] ARE — [YOU WE THEY] — ?	[I] — AM [HE SHE IT] — IS [YOU WE THEY] — ARE	+ NOT	НАСТОЯЩЕЕ
WAS — [I] WERE — [HE SHE IT YOU WE THEY] — ?	[I] — WAS [HE SHE IT YOU WE THEY] — WERE	+ NOT	ПРОШЕДШЕЕ

www.english-polyglot.com

Глагол Be в Present Simple, Past Simple и Future Simple. Упражнения

Упражнение 1. Образуйте вопросительную и отрицательную формы из данных предложений:

1) They are happy.

? _____

- _____

2) My mum was sad yesterday.

? _____

- _____

3) She will be with her friend tomorrow.

? _____

- _____

Упражнение 2. Вставьте глагол *be* в Present Simple, Past Simple и Future Simple Tense.

1. My mother ... a teacher. She ... a student 5 years ago.
2. I ... a student of a medical college. I ... a doctor when I finish it.
3. I ... at home today because it ... a holiday. I ... at home tomorrow, too.
4. How ... you? ... you still worried?
5. ... you ... happy if you get a lot of presents?
6. ... your parents at work today? ... they ... at work tomorrow?
7. My sister ... ill last week. She ... not ill now.
8. Yesterday we ... at the theatre. Tomorrow we ... at the cinema.
9. Where ... you yesterday? I ... at the concert.
10. ... your little brother in bed now? — Yes, he ...
11. When my granny ... young, she ... a ballet dancer.
12. When I grow up, I be a musician.

Упражнение 3. Вставьте глагол *be* в Present Simple, Past Simple и Future Simple Tense.

В данный момент его нет дома.

Мой брат сейчас в школе.

Завтра мои друзья будут в кино, а не в театре.

Дети не были в школе вчера? Они болеют?

Он был хорошим человеком.

Дедушка сейчас в саду? Где он?

Где была твоя сестра вчера вечером?

Где ты будешь завтра утром?

Они не будут на концерте завтра.

Когда ему будет 20 лет?

About Myself

Let me introduce myself. My name is Igor. I'm sixteen years old. I'm at 10-th grade. I'm tall, slender, dark-haired boy with blue eyes.

I live in Kiev. I have a brother and a sister. My elder brother Sergey is twenty, he studies at the Kiev National University, and he will be a lawyer. My younger sister Olga is ten, she studies at school. By the way, we have one more member of our family, cat Ryzhik. We love him very much.

My Mum is forty-two, she is a Spanish teacher. My Dad is forty-five, he is a computer programmer.

My grandparents are already retired. My Grandma likes gardening, and Grandpa likes fishing. They live in our city and visit us at weekends.

I have many friends. We spend a lot of time together. We play football, volleyball, basketball. In summer we like swimming in river and lakes.

Besides school, I go in for sports. I play tennis. It's exciting game, and I like it very much. Sometimes I take part in different tennis competition.

Soon I will graduate a school and I have to choose a profession. However, I have many interests and hobbies, for example, sports, travelling, music, so it's not so easy to choose an occupation. My parents want me to be a computer programmer, like my Dad.

But I'm not sure because I'm not very good in mathematics. I like computer games, I like to surf the Net, to communicate with people in different social nets and forums. I even have my own blog. But I don't want a computer programming to be my profession. Also I like tennis, but I don't want to be a professional sportsman. You can ask me, why? Because I have another passion!

I'm fond of travelling so I'd like to work for a tour company. I dream to visit all countries throughout the world and to see all sightseeings and great places. I hope my dreams will come true!

2) Запишите новую лексику по теме «Специальности и профессии». Прочитайте текст и расскажите о своей будущей профессии.

Список самых распространенных профессий на английском.

I am a.....

I work as a.....

Адвокат	Attorney
Агроном	Agronomist
Актёр	Actor
Архитектор	Architect
Автослесарь	Mechanic
Бухгалтер	Accountant
Бармен	The bartender
Банкир	Banker
Бортпроводник	Flight attendant
Библиотекарь	Librarian

Врач	The doctor
Ветеринар	Veterinarian
Водитель	Driver
Декоратор	Decorator
Дизайнер	Designer
Детектив	Detective
Доярка	Milkmaid
Дипломат	Diplomat
Журналист	Journalist
Зоотехник	Stock-breeder
Издатель	Publisher
Инкассатор	Cash collector
Инженер	Engineer
Корректор	Proofreader
Копирайтер	Copywriter
Кондуктор	Conductor
Кинолог	Cynologist, handler
Кассир	Cashier
Композитор	Composer
Кондитер	Confectioner
Лётчик	Pilot
Литейщик	Caster
Музыкант	Musician
Маркетолог	Marketer, marketing specialist
Министр	Minister
Медицинская сестра	Nurse
Мясник	Butcher
Маляр	Painter
Механик	Mechanic
Монтажник	Installer
Машинист	Driver
Модельер	Designer
Модель	Model

Нотариус	Notary
Повар	Cook
Полицейский	Policeman, police officer
Пожарный	Fireman, firefighter,
Прокурор	Prosecutor
Программист	Programmer
Плиточник	Tiler
Плотник	Carpenter
Переводчик	Translator
Парикмахер	Hairdresser
Судья	Judge
Сантехник	Plumber
Сварщик	Welder
Слесарь	Locksmith
Столяр	Carpenter
Строитель	Builder
Страховой агент	Insurance agent
Таможенник	Customs officer
Тракторист	Tractor driver, tractor operator
Технолог	Technologist
Токарь	Turner
Таксист	Taxi driver
Товаровед	Commodity researcher
Учитель	Teacher
Учёный	Scientist
Фотомодель	Model
Фотограф	Photographer
Фермер	Farmer
Фрезеровщик	Miller
Хореограф	Choreographer
Художник	Artist
Шахтёр	Miner
Швея	Seamstress

ЭКОНОМИСТ	Economist
ЮРИСТ	Lawyer

Personal Pronouns in Modern English

Lingographics.com

Person	Subject	Object	Dependent Possessive	Independent Possessive	Reflexive	
Singular	1	I	me	my	mine	myself
	2	you	you	your	yours	yourself
	3	he	him	his	his	himself
		she	her	her	hers	herself
		it	it	its	its	itself
Plural	1	we	us	our	ours	ourselves
	2	you	you	your	yours	yourselves
	3	they	them	their	theirs	themselves

Напиши рассказ о своей семье, используя изученную лексику.

8) Итоговый урок по теме.

Практические занятия 21-26.

Семья и семейные отношения. Домашние обязанности.

Цель работы: формирование лексических навыков.

Оборудование:

Информационное обеспечение

Основные источники:


Агабекян И.П. Английский язык: учебное пособие для СПО. Ростов на/Д.: Феникс, 2015

Выполнение заданий.

Прочитайте фразы и выучите их :

family	['fæm(ə)li]	семья
mother	['mʌðə]	мама
father	['fɑ:ðə]	папа
parents	['peər(ə)nts]	родители
son	[sʌn]	сын
daughter	['dɔ:tə]	дочь
children	['tʃɪldr(ə)n]	дети

sister	['sɪstə]	сестра
brother	['brʌðə]	брат
grandmother	['græn(d), mʌðə]	бабушка
grandfather	['græn(d), fɑ:ðə]	дедушка
grandparents	['græn(d), peər(ə)nts]	дедушка и бабушка
great-grandmother	[greɪt-'græn(d), mʌðə]	прабабушка
great-grandfather	[, greɪt'grænd, fɑ:ðə]	прадедушка
grandson	['græn(d)sʌn]	внук
granddaughter	['græn(d), dɔ:tə]	внучка
aunt	[ɑ:nt]	тётя
uncle	['ʌŋkl]	дядя
niece	[ni:s]	племянница
nephew	['nefju:]	племянник



По горизонтали

2. Aunt's son
5. Mother's brother
6. Child without parents
8. Daughter's son
9. Father's second wife
10. Mother and father
12. Brother's daughter

По вертикали

1. Woman whose husband died
3. Brother and sister
4. Mother's mother
7. Sister's son
11. Father's sister

Вставьте соответствующие слова по теме "Родственные отношения":

1. I have an У меня есть дядя.
a) uncle b) aunt c) son
 2. They have a У них есть дочь.
a) daughter b) son c) grandmother
 3. My ... live in Samara. Мои бабушка и дедушка живут в Самаре.
a) parents b) grandparents c) friends
 4. His ... is a pensioner. Его дедушка - пенсионер.
a) grandmother b) father-in-law c) grandfather
 5. Her... is fifty years old. Ее бабушке пятьдесят лет.
a) grandmother b) stepfather c) stepmother
 6. Their... is a student. Их сын студент.
a) son b) nephew c) niece
 7. Do you have a ...? У тебя есть сестра?
- Ответьте на вопросы.**
1. What is your name?
 2. How old are you?
 3. Where are you from?
 4. Have you got a family?
 5. Are you a family of four or three?

6. Have you got a sister or a brother?
7. What is her (his) name?
8. How old is she (he)?
9. Do you like to play with your sister (brother)?
10. What is she (he)?
11. What is your father's name?
12. What is he?

13. Where does he work?
14. What is your mother's name?
15. What is she?
16. Where does she work?
17. Have you got other relatives?
18. What can you tell us about your relatives?
19. Do you love your family?

Приведите антонимы

A father – (a mother),
 a sister – (a brother),
 a dad – (a mum),
 a man – (a woman),
 an uncle – (an aunt),

a son – (a daughter),
 a granddad – (a grandma),
 a nickname – (a real name),
 many children – (an only child)

Подведение итогов работы, оценивание

3) Прочитайте, переведите текст. Напишите сочинение о своей семье.

My Family

Our family is not large. We are a family of four: my father, my mother, my younger brother and I.

My name is Olga. I am seventeen. I am a school leaver. My younger brother is ten. He is a pupil of the fifth form. He looks like our father. He has brown eyes, short straight hair. He is tall and thin. As for me everybody says I look like my mother. I have the same blue eyes, a snub nose, fair curly hair. I am not tall and I am not thin. I am an ordinary girl of 17.

Our family lives in Moscow. We have a nice three-roomed flat on the fourth floor of a multistoried building. We have all modern conveniences: running hot and cold water, telephone, central heating, rubbish chute. We have no gas range. All the flats in our house are provided with electric cookers. We are satisfied with our flat where we moved only a year ago.

My mother is about 40. She looks pretty well. We all love dearly our Mum, and are always ready to help her about the house. We try to share our duties. Returning home after classes I usually do the shopping. I drop in at the bakery and at the dairy.

My younger brother also has his duties about the house. He helps mother to set the table and wash the dishes. He usually sweeps the floor and dusts the furniture. On Saturdays Dad joins us in our work about the house. He likes to make or repair something. He also likes to clean the flat with a vacuum-cleaner. I suppose it's his little hobby. But speaking seriously his real hobby is taking photos. He can do it perfectly well. We have several family albums with the pictures taken by him.

My father is an engineer in computers. He is considered to be an experienced engineer. We are very proud of him but there is one unpleasant thing with this: he is always busy and very often he works overtime.

My mother is an economist. The firm she works in deals with trading. They have business in different towns of Russia. She is to go on business trips from time to time.

We have a little summer house and a lovely garden near it not far from Moscow. The nature is very beautiful there. There is a lake there. My grandparents like to live there in summer.

They don't work now. They are on pension. They live in an industrial district of the city where the air is rather polluted. That's why they are always looking forward to going to our summer house. My Granny is fond of gardening and my Grandpa likes to go fishing.

	Simple- простое	Слова-спутники
Present Обычное действие, повторяющееся регулярно	V +Vs (es) (he, she ,it)	everyday – каждый день always - всегда often - часто
	? Do..... V ? Does (he, she, it).... V	usually - обычно on Mondays – по понедельникам
	don't V - doesn't V	sometimes - иногда rarely – редко, нечасто seldom- редко never- никогда at weekends – по выходным
Past Действие в прошлом , никак не связанное с настоящим	+ Ved (прав.гл) V 2 (неправ.гл)	yesterday - вчера last month- в прошлом месяце 2 days ago – два дня назад
	? DidV? DidV 1 ?	In 1990 – в 1990 Then - тогда
	didn't V/ V1	When I was – когда был How long ago – как давно
Future Действие , которое случится в будущем	+ will V	tomorrow - завтра
	? Will V?	tonight – сегодня вечером next week – на следующей неделе
	- will not V won't	in a month – через месяц in three days – через 3 дня

Our family is friendly. I like them all.

		soon – вскоре, скоро
--	--	----------------------

PRESENTS SIMPLE

Task 1. Поставьте глагол в скобках в нужное время и образуйте вопросительную и отрицательную формы из данных предложений:

1. Jim does his homework every day. 2. My friends visit us on Sundays. 3. She waters the flowers in the morning. 4. We like to play the guitar. 5. Jim and Jill go to the shop. They want to buy new clothes. 6. John’s brother likes to watch horror films. 7. Her boyfriend helps her to cook dinner. 8. You go shopping and buy a lot of food for breakfast.

PAST SIMPLE

Task 1. Поставьте глаголы в Past Simple:

Visit, answer, go, do, talk, buy, have, make, fly, want, like, jump, say, phone, use, fall, give, love, cook, put.

Task 2. Поставьте глаголы Present Simple:

Listened to, fell, did, flew, said, went, visited, jumped, wanted, talked, had, bought, got, were, cooked, made, put.

Task 3. Поставьте глагол в скобках в нужное время и образуйте вопросительную и отрицательную формы из данных предложений:

1. I (go) to school yesterday. 2. My little brother (have) a birthday party two days ago. 3. We (listen) to music last evening. 4. An hour ago Jill (answer) the phone call. 5. We (be) in London last summer. 6. She (do) homework half an hour ago.

FUTURE SIMPLE

Task 1. Поставьте глагол в скобках в нужное время и образуйте вопросительную и отрицательную формы из данных предложений:

1. I (speak) English in two years. 2. My friends (be) students next year. 3. She (answer) phone calls tomorrow. 4. My father (work) next weekend. 5. His friend and I (play) computer games the day after tomorrow. 6. My sister (watch) TV in the evening. 7. Her cat (be) small and nice. 8. They (visit) their granny next Sunday. 9. I (do) my homework in the evening.

Домашние обязанности.

Прочитайте фразы и выучите их :

- | | |
|---|---|
| <ul style="list-style-type: none"> 1. lay the table – накрывать на стол 2. clear the table, to clear away (the dishes) –
убирать со стола 3. do the washing – стирать 4. iron — гладить 5. tidy up the room – прибраться в своей
комнате 6. do a room — убирать комнату 7. do cleaning up – проводить уборку 8. dust the furniture – вытирать пыль с мебели 9. air the room – проветривать комнату 10. sweep the floor – подметать пол 11. wash the floor – мыть пол | <ul style="list-style-type: none"> 12. clean with a vacuum cleaner –
чистить пылесосом 13. wipe the table — вытирать со стола 14. wash the windows – мыть окна 15. water the plants – поливать растения 16. wash the dishes (= to wash up) – мыть посуду 17. empty the dustbin – выносить мусорное
ведро 18. peel the potatoes – чистить картошку 19. do household chores – выполнять домашние
обязанности 20. arrange the things – приводить в порядок
вещи |
|---|---|

5) Прочитайте текст и расскажите о своих домашних обязанностях.

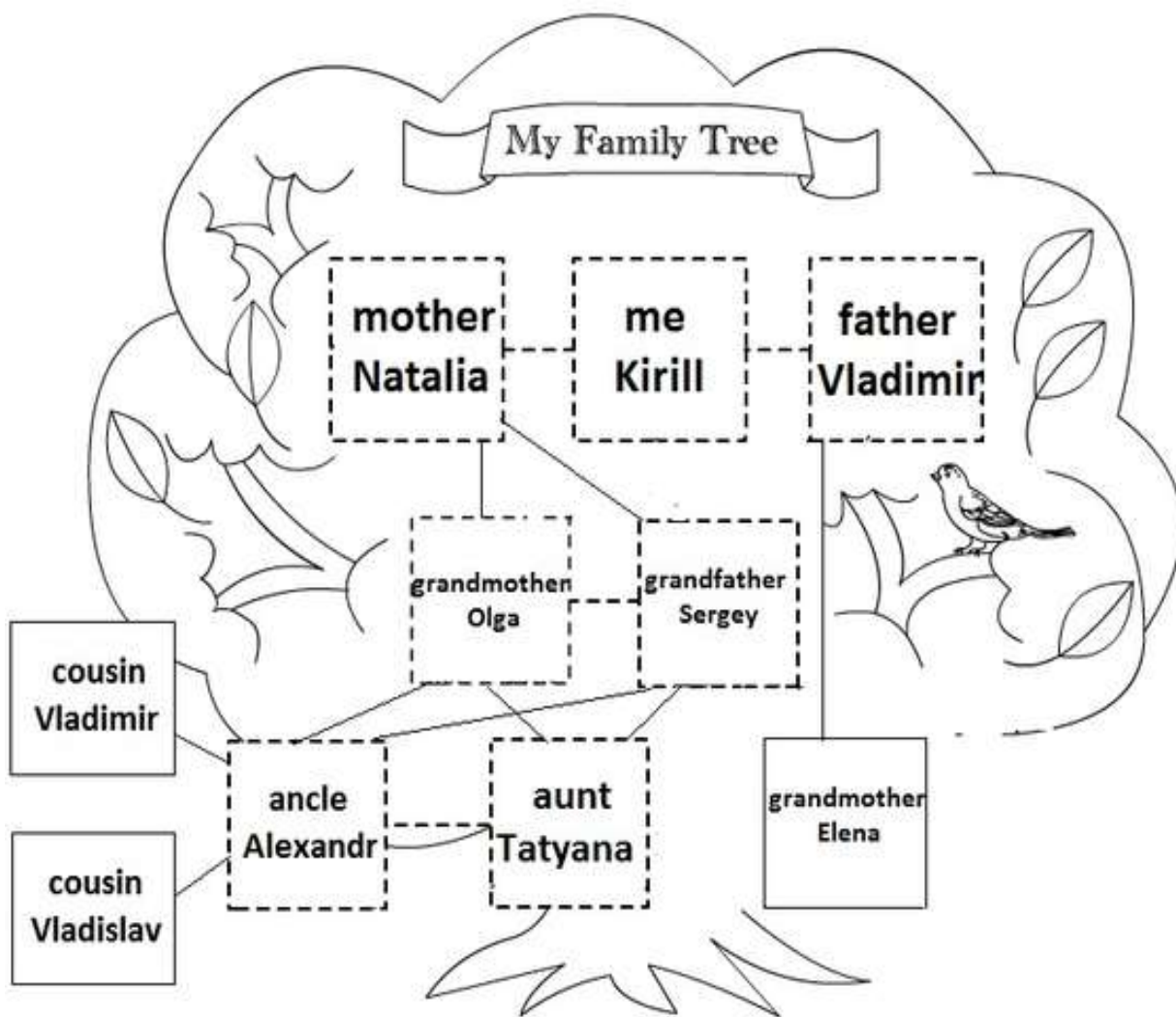
Our Duties about the House

Every person should be hard-working because one cannot get anything without putting a lot of work into it. In our family everybody works with pleasure. I haven't got any brother who could help my father to make furniture or do carpentry, so he has to do it himself. I have no younger sisters or brothers but if I did have them, I would be a very good baby-sitter because I like little children very much.

When I come home very early, I don't just sit and wait till my mother returns home and cooks supper for me. I do it myself and when my parents come home from work, I am glad to greet them and invite to the kitchen to taste my cookery. I think that the duties about the house are divided between my father, my mother and me quite justly. Though most of cooking in our family is done by my mother I help her by laying the table and clearing it after meals and washing up. I also iron the linen. I also do some shopping and keep the rooms clean and tidy.

My mother does much work in our family. She cooks for us every day and does shopping on her way back from work. My father cleans the yard and washes his car. I try to do all I can to help my parents about the house.

8) Итоговый урок по теме. Написать рассказ о своей семье. Составить семейное древо.



Практические занятия 27-34.

Описание жилища и учебного заведения (здание, обстановка, условия жизни, техника,

1.	Моя квартира. Развитие фонетических и лексических умений по теме.
2.	Название мебели. Развитие фонетических и лексических умений по теме. Развитие языковой догадки
3.	Предлоги места. Описание местоположения мебели. Развитие лексико-грамматических умений.
4.	Тип постройки, обстановка. Развитие умений диалогической речи и умений аудирования.
5.	Современные удобства. Обучение чтению с извлечением полной информации.
6.	Бытовая техника. Активизация лексического материала. Техника чтения. Практика устной речи по опорам.
7.	Предлоги времени и направления. Развитие умений аудирования и говорения. Совершенствование грамматических навыков.
8.	Мой колледж. Учебные кабинеты, обстановка и оборудование.

	Практика в аудировании текста. Развитие умений монологической и диалогической речи. Самостоятельная работа с текстом.
9.	Проект «Моя комната», «Наша аудитория». Развитие умений сотрудничества в малых группах.
10.	Итоговый урок по теме. Проверка знаний лексики. Умение отвечать на вопросы. Краткие монологические высказывания. Грамматические задания.

Цели:

Наглядные пособия, оборудование: плакаты по теме, презентации, распечатки, таблицы, схемы.

Перечень используемых источников

Основные источники:

Агабемян И.П. Английский язык: учебное пособие для СПО. Ростов на/Д.: Феникс, 2015

Дополнительные источники:

Мюллер В.К. Англо-русский и русско-английский словарь / В.К. Мюллер. - М.: Эксмо, 2016.

Время выполнения – 2 часа

Содержание учебного материала:

Лексика по теме:

a hall	прихожая
a kitchen	кухня
a pantry	кладовка
a living room	гостиная
a bedroom	спальня
a bathroom	ванная комната
a toilet	туалет
a window	окно
a wall	стена
a door	дверь
a flat	квартира
a sofa	диван
a picture	картина
fire	огонь
a fireplace	камин
a shelf	полка
a armchair	кресло
a lamp	лампа
a piano	пианино

TV	телевизор
a table	стол
a carpet	ковер
a chair	стул
floor	пол
in the middle of	в середине
next to	рядом
under	под
behind	за, позади
between	между
on	на
above	над
in	в
in the left corner	в левом углу
in the right corner	в правом углу
a desk	парта
a wardrobe	шкаф

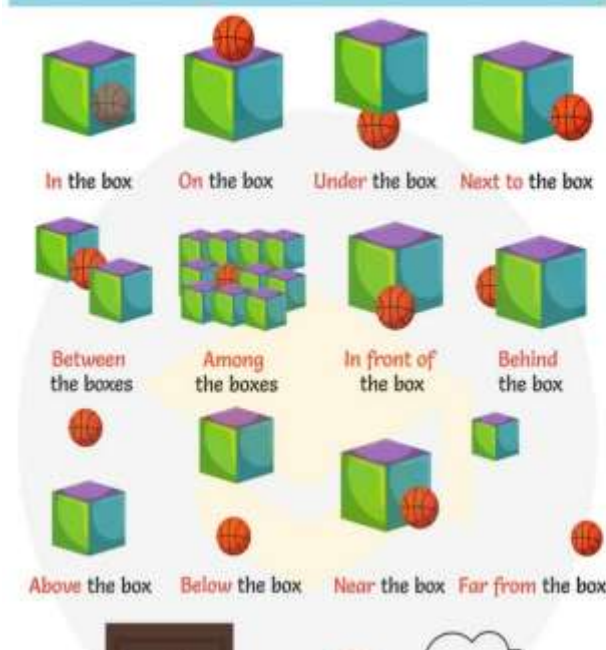
3) Грамматика :Конструкция There is /are.Предлоги.

There is/are

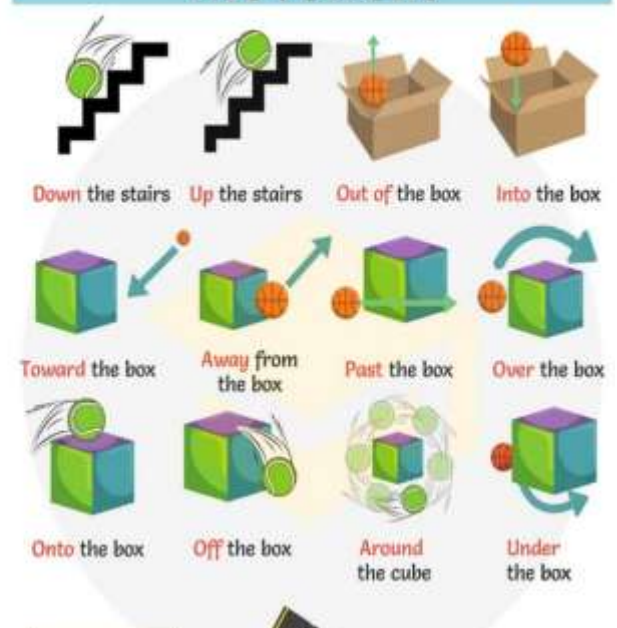
Positive			Negative		
There	is	a table.	There	isn't	a table.
	are	two desks.		aren't	any desks.

Yes/No Questions			Short Answers		
Is	there	a table?	Yes, there is. / No, there isn't.		
Are		any desks?	Yes, there are. / No, there aren't.		

Prepositions of Place



Prepositions of Movement



Example : There is a lamp on the table.

3) Прочитайте текст по теме «Описание местоположения мебели».

Выполните задания по слетекста.

There are different pieces of furniture in every house and flat. Furniture is necessary for us. When we are sleepy we go to bed. So a bed is a thing to sleep in. If we want to rest for a while we use a sofa. So a sofa is a thing to sit or to lie on. People like to read books. They have many books at home. They keep them in bookcases or on the shelves.

A table is a very useful thing. There is a table in every home. We sit at it when we have meals. When we do lessons or write something we sit at the desk.

In every kitchen there are different dishes, plates, cups, saucers and other crockery. We keep them in a cupboard.

In every bedroom there is a wardrobe. We keep our clothes in it. Of course, there are some chairs and armchairs in every flat. We sit on them. There are some other pieces of furniture, but I have named the main ones.

Опиши свою классную комнату с помощью **There is /are** и предлогod

Законспектируйте материал по теме «Тип постройки, обстановка».

Раз мы заговорили о домах, то первое, что хотелось бы отметить, это пара слов: house и home.

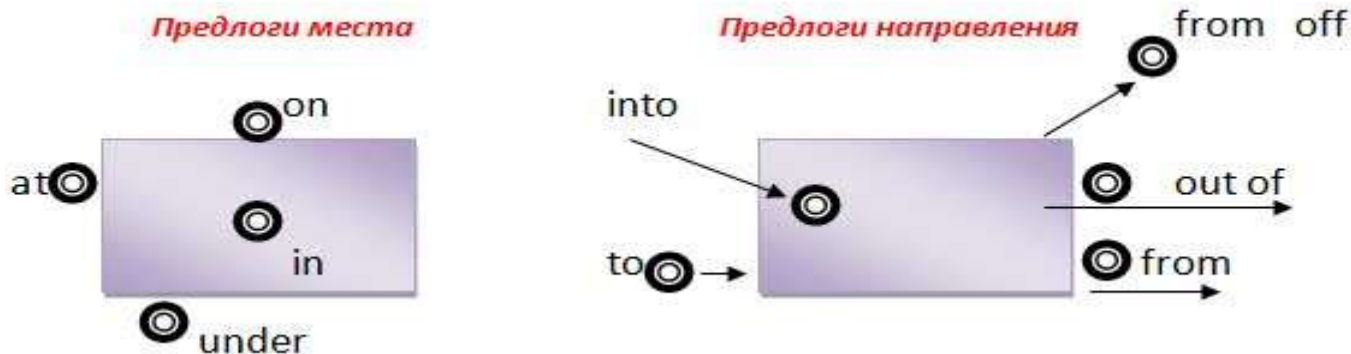
House – дом: постройка, здание.

Home – дом: место, где вы живете.



1) Законспектируйте грамматический материал по теме «Предлоги» Предлоги места и направления в английском языке.

В этом уроке будет подробно рассмотрена тема:
Предлоги места и направления в английском языке.



Предлоги времени в английском языке (Prepositions of Time)

предлог **at** - указывает на точное время:

at 5 o'clock

at noon

предлог **on** - указывает на более широкий отрезок времени:

on Monday

предлог **in** - указывает на самый большой промежуток времени:

in summer

in 2011

атакже:

in a few minutes

in six days

in two hours

Предлоги времени в английском языке (таблица)

At	On	In
Праздники и фестивали : at Christmas, at Easter r Время (в котором часу): at 7 o'clock, at 7:15 <i>Исключения:</i> at night, at noon, at the weekend, at midnight	Даты: on March 1st, on December 2nd Дни недели: on Monday, on Tuesday, on Thursday у Праздники (если употребляются со словом day): on New Year's Day, on Valentine's Day	Месяца: in March, in September Сезоны: in summer, in winter, in spring Года: in 1997, in 2011 Время суток: in the morning, in the evening, in the afternoon <i>Исключения:</i> at night, at noon, at the weekend, at midnight, on Wednesday night

2) Выполните грамматические задания по теме «Предлоги».

Упражнение 1. Вспомним постановку предлогов в адресах. Complete the sentences. Use **on, at or in**

- Gary Clench lives ____ Brighton.
- He lives ____ Clifton Street.
- He lives ____ 33 Clifton Street.
- His flat is ____ the second floor.
- Carlos lives ____ Barcelona.
- I live ____ Main Street.

7. I live ____ 109 Main Street.
8. What about you? Where do you live? Make true sentences.

Упражнение 2. Вставьте подходящий предлог места.

1. There's a strange woman standing ____ a tree. (под)
2. There's a motorbike ____ the car (перед) and a bicycle ____ it (позади), so the car is ____ the yellow motorbike and the bicycle.
3. There's a bus waiting ____ a bus stop.
4. There's a briefcase ____ the desk. (под)
5. Can you see a camera ____ the drawer?
11. .
6. There's a large picture ____ the wall ____ two small
7. There are two bedrooms ____ the flat.
8. Santa Monica is ____ Southern California.
9. I've got a poster of Kevin Costner ____ my wall.
10. Heidelberg is ____ the River Neckar

Упражнение 3. Вставьте подходящий предлог места.

1. There's nobody waiting ____ the bus stop.
2. Meet me ____ the bus station.
3. I often have a coffee ____ the Calypso Cafe.
4. I'm a student ____ Brighton College.
5. Molly is ____ work at the moment.
6. He saw a nest ... the tree.
7. How many misprints are there ... this book?
8. Don't sit ... the window.
9. Is the post-office close ... your house?
10. What subjects do you study ... school?

Упражнение 4. Заполни пропуски предложениями in, on, at, under.

I am ____ the classroom. I am not ____ the blackboard. I am ____ the desk. There is a book ____ my desk. My pens and pencils are ____ my pencil-box. The pencil-box is ____ my bag. The bag is ____ the desk.

We've got flowers ____ our school park. Two pupils are sitting ____ the tree ____ this park now.

In, at, at, on, in, in, under / near / beside, in, under, in

Упражнение 5. Переведите на английский.

рядом с его домом, среди нас, между двумя большими домами, вокруг стола, у окна, у двери, далеко от школы, перед нашим офисом, под кроватью, по ту сторону реки, напротив ее дома, позади меня, над ее головой, над столом, под землей, в школе, в доме, вне дома. на столе, на стене

Упражнение 6. Complete the sentences with Prepositions of time.

1. What did you do ... your history lesson?
2. How many pupils are there ... your class?
3. Is there anybody ... the classroom?
4. Would you like to live ... another country?
5. We sometimes stay ... school late.
6. There were 20,000 people ... the football match.
7. My mother is not ... home, she is ... work.
8. Were there many familiar people ... the concert?
9. I have seen a brilliant play ... the theatre.
10. My friend won the first place ... the 400-metres race.
11. You can watch hockey match ... TV today.
12. Glasgow is ... the River Clyde ... Scotland

Прочитайте текст и напишите сочинение о своей квартире.

Our Flat

My family lives in a 9-storeyed building, which is situated near the city center. There is a nursery, school, several shops and a brasserie not far from the house.

We have an elevator in our communal entrance hall. We live on the seventh floor, that's why we're glad that we needn't to walk up.

Our flat is very comfortable and cozy. It has three rooms: my parents' bedroom, my room, a living room. It also includes a kitchen, a hallway and a bathroom. Our flat is provided with all modern conveniences: cold and hot running water, electricity, central heating, and telephone.

A living room is the biggest one in our flat. It has a long table with several chairs round in the middle. To the right of the table, there is a big wall unit with a wardrobe and different shelves. Opposite the table, an occasional table with a TV set on it stands from one side. There is a cozy sofa with two arm chairs from the other side. The floor is covered with a beautiful carpet with patterns. The pictures are hanging on the walls.

My parents' bedroom is cozy and spacious. There is a bed with two dressing tables and small lamps on each of them.

My room is the smallest one. It's very cozy and bright. It has a desk, an armchair, a wardrobe and a bed. My wooden shelves are overflowed with books, because I like to read. There is also a computer on my desk.

Our kitchen is big enough. In the middle it has a dining-table with chairs. Opposite it, there is a cupboard with cooking utensils. The kitchen has a refrigerator to the right of cupboard and a sink to the left. Our kitchen is well-equipped. It has a toaster, a food processor, a microwave and a coffee maker. We like to spend evenings in our cozy kitchen, to drink tea and talk.

I like my flat very much as it is one of some places, where I feel peaceful.

9) Проект «Моя комната», «Наша аудитория».

10) Итоговый урок по теме.

BETTY'S HOUSE



WRITE THE NUMBER IN THE RIGHT CIRCLE

- | | |
|------------|------------------|
| 1-WINDOW | 11-SOFA |
| 2-CUPBOARD | 12-TOILET |
| 3-TABLE | 13-CARPET |
| 4-COOKER | 14-MAT |
| 5-BED | 15-BEDSIDE TABLE |
| 6-FRIDGE | 16-COFFEE TABLE |
| 7-BATHTUB | 17-SINK |
| 8-DESK | 18-WASHBASIN |
| 9-CHAIR | 19-SHELF |
| 10-MIRROR | 20-ARMCHAIR |

LOOK AT THE PICTURE AND WRITE YES OR NO

- 1-There is a wardrobe in the bedroom -----
- 2-There is a table in the kitchen -----
- 3-There is a sofa in the living room -----
- 4- There is a bathtub in the bathroom -----
- 5- There is a window in the living- room -----
- 6- There are three chairs in the dining- room -----
- 7-There is a fridge in the kitchen -----
- 8- There is a bookcase in the living-room -----
- 9-There are eight rooms in the house -----
- 10-There is a mirror in the bathroom -----

COMPLETE WITH A PREPOSITION

IN NEXT TO BEHIND ON BETWEEN
IN FRONT OF

- 1- THE ARMCHAIR IS THE T.V AND THE TABLE
- 2 THERE ARE TWO WINDOWS THE CHAIRS.
- 3-THE BEDSIDE TABLE IS THE BED.
- 4- THE COFFEE TABLE IS THE SOFA.
- 5- THERE IS A MAT THE FLOOR.
6. THE CHAIR ISTHE DESK.
- 7- THERE IS A PLANT THE TABLE
- 8 - THE COOKER ISTHE FRIDGE AND THE CUPBOARD.
- 9- THE BATHTUB IS THE WASHBASIN

LOOK AT THE PICTURE AND ANSWER THE QUESTIONS

- 1-WHERE IS THE T.V?
- 2-WHERE IS THE DESK?
- 3-IS THERE A COMPUTER IN THE BEDROOM?
- 4-IS THERE A WARDROBE IN THE BEDROOM?
- 5-WHERE IS THE MIRROR?
- 6-IS THERE A MAT IN THE BATHROOM?
- 7- WHAT CAN YOU SEE IN FRONT OF THE SOFA ?
- 8- ARE THERE TWO WINDOWS IN THE DINING-ROOM?

READ THE DEFINITIONS AND MATCH THEM WITH THE RIGHT WORD

- | | |
|--|-----------|
| 1- YOU KEEP COLD THINGS HERE. | WARDROBE |
| 2- YOU SLEEP HERE. | SINK |
| 3- YOU KEEP YOUR CLOTHES HERE | BED |
| 4- YOU KEEP THE PLATES HERE | WASHBASIN |
| 5-YOU WASH YOUR HANDS HERE | BATHTUB |
| 6- YOU WASH THE DISHES HERE | CUPBOARD |
| 7- YOU HAVE A BATH HERE | FRIDGE |
| 8- YOU COOK ON HERE | WINDOW |
| 9- YOU LOOK AT THE STREET THROUGH THIS | COOKER |

iSLCollective.com

Практические занятия 35-44. Распорядок дня студента колледжа

Цели:

1.	Наш индустриальный колледж. Формирование лексико-грамматических навыков по теме. Времена группы Present.
2.	Распорядок дня студента. Время, определение времени. Развитие умений аудирования. Развитие памяти и мышления.
3.	Специальности и профессии Порядок слов в предложении. Развитие умений самостоятельной работы с текстом. Практика извлечения ключевой информации. Развитие мышления, воспитание трудолюбия.
4.	Обучение колледже. Глаголы to be, to have, to do . Их значение как смысловых глаголов и функции как вспомогательных.

	Формирование лексических навыков. Развитие умений чтения с извлечением полной информации.
5.	Мой рабочий день. Развитие умений диалогической речи. Формирование грамматических навыков.
6.	Секции и кружки. Спряжение глагола tobe в настоящем, прошедшем и будущем времени. Развитие умений монологической речи на базе текста.
7.	Мой свободный день. Проверка умений чтения. Развитие умений аудирования и говорения.
8.	Молодежная субкультура. Развитие умений смыслового чтения и говорения.
9.	Взаимоотношения подростков. Систематизация и обобщение изученного материала. Развитие умений чтения, говорения и аудирования.
10.	Итоговый урок по теме. Проверка знаний лексики. Умение отвечать на вопросы. Краткие монологические высказывания. Грамматические задания.

Перечень используемых источников

1. 100 тем английского устного (Каверина В., Бойко В., Жидких Н.) 2016
2. Агабекян И.П. Английский язык: учебное пособие для СПО. Ростов на/Д.: Феникс, 2015
3. **Дополнительные источники:**
4. Мюллер В.К. Англо-русский и русско-английский словарь / В.К. Мюллер. - М.: Эксмо, 2016.

2) Прочитайте текст и ответьте на вопросы. Составьте предложения с новыми словами.

My Working Day

On week days I usually get up nearly six o'clock. I do not like to get up early, but I have to, because I have a lot of work to do during the day.

I make my bed, wash my face, put my clothes on and go to the kitchen to have breakfast. My mother usually prepares, breakfast for me, but sometimes I do it myself. If I prepare my breakfast for my own, I should have to get up earlier. I do not like big breakfasts; I prefer a cup of coffee and a sandwich.

Then I go to school. It is rather far from my house and I go there by bus. I have classes till two or three o'clock, it depends on a week day. Then I come home and have dinner. I like a big dinner, because when I come home from school I am hungry.

After my dinner, I have a rest for a couple of hours and then I do my homework. If I have some spare time I do some work about the house. I sweep the floor, dust the furniture and clean the carpets with the vacuum-cleaner. Sometimes my mother asks me to go shopping.

Then I have free time. I go for a walk with my friends or watch TV, or read books or play my favourite computer games. Then I have supper with my family. I like evenings very much, all members of our family get together after work and study and have the opportunity to talk and to discuss our family affairs.

I usually go to bed at about ten o'clock, sometimes at eleven o'clock.

Questions:

1. When do I usually get up on week days?
2. What do I do when I have got up?
3. Do I like big breakfasts?
4. Is my school close to my home?
5. What do I do when I have some spare time?
6. When do I usually go to bed?

Vocabulary:

to get up — вставать, подниматься
to have to + inf. — вынужден что-либо сделать
to make bed — застилать постель
to put smth on — надевать что-либо
to have breakfast — завтракать
to have a lot of work to do — иметь много дел
to prefer — предпочитать

to sweep — подметать
to dust — вытирать пыль
furniture — мебель
carpet — ковер
vacuum-cleaner — пылесос
to go shopping — ходить по магазинам
to have opportunity — иметь возможность
family affairs — семейные дела

3) Законспектируйте материал по теме «Время, определение времени». Выполните упражнения по теме.

Для начала, вы должны знать следующее:

- числительные английского языка.

- в английском не любят употреблять 24 часовое время, а обычно используют 12 часовое. Чтобы не путаться они применяют сокращения. Время с 00 до 12 обозначают a.m., а время с 12 до 00 часов p.m.

- перед началом надо ставить **it's**.

- до половины часа надо использовать "**past**", а после половины – "**to**".

- вместо слова "пятнадцать" надо использовать **quarter** (четверть).

- слово **minutes** (минуты) в английском языке обычно опускается.

Итак, давайте перейдем к примерам.

Первый способ:

00.00 (полночь) - midnight, также полезно будет знать - в полночь — at midnight, за полночь — after midnight, далеко за полночь — in the small hours.



Также, вместо a.m. вы можете использовать выражение - **in the morning**, вместо p.m. использовать **in the evening**, например 05.15 (пятнадцать минут шестого утра) - it's a quarter past five a.m. или it's a quarter past five in the morning.

Надо также упомянуть, что в английском (как и в русском) всё любят сокращать, поэтому часто время будет употребляться без *it's* в начале, а *am*, *pm* и фразы *in the morning*, *in the evening* употребляется только тогда, когда без этого не будет ясно. То есть, на примере, на вопрос "When do you go to bed? - Ты когда спать ложишься?" Ответ - "at ten - в десять" и не надо добавлять "вечера", поэтому это и так понятно...

В американском английском вместо *past* довольно часто используется предлог **after**. А вместо предлога *to* возможно использование предлогов **of**, **before** и **till**.

И напоследок запомните, следующие слова:

exactly - ровно; например, *it's exactly nine* (ровно девять часов)

about - примерно; например, *it's about seven* (около семи часов)

almost - почти; например, *it's almost eight* (почти восемь часов)

Упражнения "Который час?" (What time is it?)

1. Напишите указанное время цифрами.

2. Напишите указанное время словами.

Н-р: *It's twenty past five.* – 5:20

1. *It's half past three.*

1. 4:45

2. 12:40

2. *It's ten to six.*

3. 6:30

3. *It's a quarter past two.*

4. 3:00

4. *It's a quarter to twelve.*

5. 5:10

5. *It's twenty to one.*

6. 2:35

6. *It's half past eight.*

7. 9:55

7. *It's five past eleven.*

8. 12:05

8. *It's twenty-five to four.*

9. 8:25

9. *It's nine o'clock.*

10. 7:15

10. *It's ten past ten.*

3. Выберите в скобках правильное время.

3. *It's five to one.*

1. *It's twenty past eight. (7:40 – 8:20 – 8:40)*

4. *It's a quarter to one.*

2. *It's half past seven. (6:30 – 7:30 – 8:30)*

5. *It's half past twelve.*

3. *It's a quarter past five. (4:45 - 5:15 – 6:15)*

6. *It's a quarter to twelve.*

4. *It's a quarter to ten. (10:15 – 10:45 – 9:45)*

7. *It's a quarter past twelve.*

5. *It's ten to twelve. (12:10 – 12:50 – 11:50)*

8. *It's noon.*

4. Расставьте следующие варианты в хронологическом порядке.

9. *It's five past twelve.*

10. *It's five to twelve.*

1. *It's twenty to one.*

2. *It's twenty past twelve.*

4) Выполните грамматические упражнения по теме «Порядок слов в предложении».

1. Расставьте слова в предложениях по порядку.

usually / at 10 o'clock / out of the garage / in the morning / drives / his bike /

Fred

a shower / after dinner / often / Mrs Lewis / takes

a parking place / near the library / we / find / seldom

to / I / on / a / night-club / sometimes / Saturdays / go

fly / my parents / to Australia / sometimes / I / in winter / and

enjoys / very much / swimming / in the pool / always / Mary

hardly / last year / could / skate / I
is / near / house / there / new / a / our / cinema
got / my / problems / I / with / have / home-task / some
well / think / your / very / I / don't / sister / drives
to / parents / once / the theatre / month / my / a / go
his / car / two / ago / Jim / sold / years
necklace / can't / anywhere / Cindy / her / find
been / to / India / Mike / has / year / already / this
lunch / never / weekdays / she / has / on

2. Переведите.

Телевизор я смотрю редко.

На улице темно, и я скоро поду спать.

Они что-то очень шумно обсуждают в спальне.

Он медленно шел вдоль реки.

На уроках мы часто поем песни.

Я тихо закрыла дверь и сразу же пошла в ванну.

Мой дядя очень любит рыбалку.

Анна умеет хорошо играть в теннис.

Она все время кричит на детей.

Твои книги я положу на стол.

Я недостаточно хорошо его знаю.

По телевизору много хороших фильмов сегодня.

В парке есть красивый фонтан.

В прошлый вторник было очень ветрено.

Эти туфли я купила в Италии.

5) Прочитайте текст по теме «Обучение в колледже». Напишите сообщение о своей жизни в индустриальном колледже.

My College

My name is Elena. I'm sixteen years old. I live in Kazan city, Russia. I have recently graduated from my high school and entered the Kazan Medical College. It is one of the best colleges in the city. Besides, I have always wanted to study medicine after school. I really like this college and some of my close friends have also applied to study here. My parents have always wanted me to be a lawyer, but I have made up my mind to become a medical assistant or a nurse. The entrance exams included Biology and Russian and I passed both of them with excellent marks. I am delighted to study such subjects as Anatomy, Latin, English, Nursing, Genetics, Pharmacology, Microbiology, Physical Education and else. Our college is rather well equipped. There is a large sports ground outside and one gym inside. There is also a huge library with a good choice of medical books. Actually, this college is one of the oldest educational institutions in the city and in Russia. It was founded in 1837. At first it was simply a paramedic school. After the revolution the first Soviet midwifery school was based here. In 1954 the school received the status of Kazan basic medical college. Today, the college provides basic and advanced training in such specialties as dentistry, midwifery, paramedics, pharmacy, laboratory diagnosis, and some other branches. In addition, each year the college provides postgraduate training for nurses. I'm very proud to be a student of this college. Today, Kazan Medical College is one of the most prestigious and reliable institutions in the city. Thousands of young people can get decent education in healthcare area at this college.

10. Итоговый урок по теме.

Практические занятия 45-54.

Хобби, досуг

1.	Хобби. Времена группы Past. Развитие фонетических и лексических умений.
2.	Виды хобби. Коллекционирование, изготовление, увлечения. Развитие лексических и фонетических умений. Практика обучающихся в просмотровом чтении. Практика обучающихся в аудировании текста.
3.	Чтение книг как особый вид хобби. Правильные и неправильные глаголы. Развитие лексических и грамматических умений Практика обучающихся в чтении с извлечением полной информации.
4.	Приготовление блюд как хобби. Развитие лексических и фонетических умений. Развитие памяти, мышления, языковой догадки.
5.	Слова – маркеры времени. Чтение и правописание окончаний в настоящем и прошедшем времени. Активизация лексического материала.
6.	Обороты to be going to / there + to be в настоящем, прошедшем и будущем времени. Развитие умений МР и ДР. Развитие умений аудирования.
7.	Времена группы Future. Развитие лексико-грамматических умений.
8.	Отрицательные предложения. Правила образования, краткие ответы. Вспомогательные глаголы. Развитие умений смыслового чтения и письма.
9.	Повторение и закрепление изученного материала. Развитие умений письменной речи.
10.	Итоговый урок по теме. Контроль лексико-грамматических умений, МР.

Цели:

Перечень используемых источников

1. Агабекян И.П. Английский язык для ССУЗОВ: учебное пособие. – М.: Проспект, 2016. – 288с.
2. Восковская, А.С. Английский язык: Учебник . – рн /Д: Феникс, 2016. – 376 с. Режим доступа: <http://znanium.com/catalog/product/910330>
3. Маньковская З.В. Английский язык : учеб.пособие /. — М. : ИНФРА-М, 2019. — 200 с. — (Среднее профессиональное образование). — Режим доступа: <http://znanium.com/catalog/product/1003044>
4. 100 тем английского устного (Каверина В., Бойко В., Жидких Н.) 2016 .

Содержание учебного материала:

Изучите слова по теме:

Kinds of Hobbies

Useful phrases:

My hobby is ...

I am interested in

I am fond of...

growing roses (flowers, pot flowers) —

выращивание роз (цветов,

комнатных растений)

gardening — садоводство

travelling — путешествия

doing sport — заниматься спортом

roller-skating /skateboarding — катание на

роликах, на скейтборде

learning languages — изучение языков

reading books — чтение книг

making up stories — сочинение рассказов

I like V ing

I hate V ing

taking pictures (photography) —

фотографирование

dancing, singing — танцы, пение

listening to music — музыка

(досл. слушать музыку)

playing the guitar — игра на гитаре

drawing / painting — рисование

(живопись)

watching TV, playing computer games —

смотреть телевизор,

играть в компьютерные игры

going to museums — посещение музеев

going to the theatre (a theatre-goer) —
посещение театров
going to the cinema (a cinema-goer) —
посещение кинотеатров
cooking, baking — выпечка
fishing — рыбалка
handicraft – ремесло, рукоделие

embroidering — вышивка
beading – вышивание бисером
knitting — вязание
sewing — шитье
woodwork – резьба по дереву

4) Прочитайте текст, выпишите ключевые слова и перескажите текст.

My hobby is reading

My hobby is reading. It has been a great pleasure for me since my childhood. The world of literature is fascinating and infinite. It certainly doesn't mean that I love all the books. To tell the truth, finding a good book is not so easy. I prefer historical novels, classical and informative literature and some professional books concerning business and management as I am going to run a business of my own in future. I never choose a book only by its colourful cover. As a rule, I look through its pages, read about the writer and his awards. My favourite writers are Victor Hugo, Alexandre Dumas and Dan Brown.

It goes without saying that some of the books have become my favourites. When I open one of them I immerse in the world of my favourite heroes at once. A book is able to make me laugh or cry because I start feeling exactly what the characters feel. I experience somebody's pain or joy and I understand that the art of the word in some books is extremely powerful. The book gives me a chance to look at our life through the author's eyes, to analyze and agree or disagree with his point of view. Sometimes a book can completely change my way of thinking or help me to solve some serious personal or psychological problem.

Unfortunately today most of people and teenagers are not fond of reading. They would rather prefer going to night clubs or just watching TV. They find reading a bit boring or a waste of time. To my mind everything depends on the book. I am sure that without reading one cannot become an intelligent and educated person. People would consider him to be ignorant, illiterate or even ill-mannered, his vocabulary would be quite poor.

I should say that I enjoy reading not only books. I read magazines and I also surf the net and subscribe to interesting sites. These media can undoubtedly provide me with boundless and useful knowledge too. And by the way I often read e-books instead of the paper ones.

The book is my best and precious friend and it's always with me. I devote most of my free time to reading. I read in transport or when I have to wait in a queue. I always take a good book with me when I travel or go on holidays. And I usually read before going to bed because it helps me to unwind at the end of a long and stressful day. I never feel lonely when I have a great book in my hands.

Досуг

Цель: совершенствование и развитие навыков устной и письменной речи, навыков чтения и перевода текста профессиональной направленности на английском языке.

Содержаниеработы

1. Read the text and do tasks.

Leisure time

Everybody sometimes has a free time. Somebody prefers only to sleep in their leisure time, but most of us prefer to do a great number of interesting things. It may be reading, various types of sport games, watching TV, listening to music and so on. If we have a few days or a week we prefer to go to the attractive places. Many people think that pupils and students have too much leisure time, but in my opinion, they are wrong. We are very busy. Many pupils have six or seven lessons a day and go to school five or six days a week. Even during weekend we learn our lessons. And we just have no time to go somewhere. Some of us work after school or institute. As for me my free time is devoted to reading. I like to read books about other countries, another times and another worlds. Also I read books about history of our country. Besides reading I like to do physical exercises. I and my school friends often gather after lessons and play basketball, football or other active games. But my favourite hobby is travelling. Usually I travel in summer and often it is a trip to the south, to the warm sea. I think all people must have other occupations besides their basic work, because it extends the boundaries of the familiar world and teaches us something new about people and things.

2. Give Russian equivalents of the following words and word combinations:

Free time, leisure time, to prefer, to do things, weekend, gather, favourite hobby, occupation, boundary, to be devoted to, to the south, familiar world.

4. Match the words in the columns.

- | | |
|-------------------------------------|--|
| 1. leisure | a. свободное время |
| 2. spare time | b. хобби |
| 3. go out | c. развлекать |
| 4. stay-at-home | d. получить удовольствие от... |
| 5. favourite occupation | e. досуг |
| 6. hobby | f. любимое занятие |
| 7. entertain | g. развлечение, увеселение, представление |
| 8. entertainment | h. хорошо провести время |
| 9. enjoy oneself (have a good time) | i. домосед |
| 10. enjoysmth | j. бывать в обществе, проводить время вне дома |

5. Make up your own sentences :

Free Time Activities

English Vocabulary



Watch TV



Go to the movies



Play video games



Listen to music



Read



Surf the internet



Play an instrument



Go shopping



Do/Play sport



Spend time with the family



Go out with friends



Study

www.grammar.cl

www.woodwardenglish.com

www.vocabulary.cl

1) Прочитайте грамматический материал по теме «Способы выражения будущего времени в английском языке». Выполните грамматические упражнения.

Ways of expressing future actions				
Способы выражения будущих действий	Future Simple (Будущее простое время)	Оборот to be going to (do something)	Present Simple (Настоящее простое время)	Present Continuous (Настоящее продолженное время)
Указатели времени	tomorrow; the day after tomorrow; next week / month / year; in 2025; in ... 93 hours / 5 days / 10 years)			
Форма	shall / will + V ₁	am / is / are + going to + V ₁	V ₁ / V (es)	am / is / are + V _{ing}
Значение	<p>1) будущие действия, решение о совершении которых принимается в момент разговора;</p> <p><i>Ann is speaking to her Granny on the phone.</i></p> <p><i>Granny: When <u>will</u> you <u>come</u> to see us?</i></p> <p><i>Ann: I think I <u>will</u> come next Saturday.</i></p>	<p>1) будущие действия, решение о совершении которых говорящий принял до того, как сообщил об этом</p> <p><i>In the evening Ann meets her friend Alex.</i></p> <p><i>Alex: Would you like to go to the cinema next Saturday?</i></p> <p><i>Ann: Sorry, but I'm <u>going to see</u> my grandparents on Saturday.</i></p>	<p>будущие действия, происходящие в соответствии с расписаниями, программами, календарными графиками и т.д.</p> <p><i>The next day Ann goes to the railway station to book a ticket to Glasgow where her grandparents live.</i></p> <p><i>Ann: I'd like to book a return ticket to Glasgow next Saturday. When <u>does</u> the train <u>leave</u>?</i></p> <p><i>Booking-office clerk: The train to Glasgow <u>leaves</u> at 14.45 from Platform 3.</i></p>	<p>личные планы на будущее, в реализации которых говорящий уверен и уже предпринял определенные действия для их осуществления</p> <p><i>In the evening Ann speaks to her friend Lucy.</i></p> <p><i>Lucy: We <u>are having</u> a party next Saturday. Will you come?</i></p> <p><i>Ann: I'm afraid I <u>won't</u>. I'm <u>going</u> to my grandparents on Saturday.</i></p>
	<p>2) предсказание событий, которые, по мнению говорящего, произойдут в будущем</p> <p><i>I think it <u>will probably rain</u> tomorrow.</i></p>	<p>2) предсказание будущих событий, если в настоящем есть ряд факторов, свидетельствующих о том, что данные события произойдут</p> <p><i>Look at the sky. It is covered with black clouds. I think it <u>is going to rain</u> this afternoon.</i></p>		

Выполните грамматические упражнения по теме «Способы выражения будущего времени в английском»

Exercise 1. Open the brackets and put the verbs in the proper Tense. Remember that you should use the *Future Simple Tense* if you speak about the action or succession of actions which will take place in future; if you speak about the action which will be in progress in some moment in future you should use the *Future Continuous Tense*. You can also use the Present Tenses.

- ... you (to go) to the booking office to buy the tickets? – No, I (to phone) them.
- I am sure he (to be busy) when you (to come). – What makes you think so? – He (to pack) his luggage for the trip. – Really? ... he (to go) anywhere?
- I am going to visit you in July! I really want to see Jimmy – I haven't seen him for ages! – Don't even hope. When you come Jimmy (to travel) in a month-long cruise over Europe.

Exercise 2. Complete the sentences.

- When he arrives at St. Petersburg ...
- He will buy the tickets for the express train when ...
- When his parents come at his place ...
- When you come at his place next Friday your visit will be quite out of place because he...
- They will be going sightseeing when ...
- When he waits at the railway station tomorrow ...
- He will be hiking when ...

8. When the summer comes ...

Exercise 3. Translate into English.

1. Когда придет лето, он будет путешествовать на корабле по Средиземному морю.
2. Ты пойдешь меня провожать? – Конечно! С какого вокзала ты уезжаешь? – С главного. Поезд 12, вагон 7. Хорошо! Я не опоздаю!
3. Ты знаешь, что к тебе собирается Олег? – Да, это не слишком удачно: когда он придет, я как раз буду собирать чемоданы.
4. Куда ты поедешь на каникулы?

10) Итоговый урок по теме.

**Практические занятия 55-64.
Описание местоположения объекта**

Цели:

1.	Географическое положение, ориентация в городе. Развитие фонетических и лексических умений. Практика обучающихся в чтении с извлечением полной информации. Практика обучающихся в аудировании текста.
2.	Вопросительные предложения. Типы вопросов. Общие, альтернативные, специальные, разделительные. Их построение и употребление в речи. Развитие фонетических и лексических умений. Развитие догадки. Практика обучающихся в устной речи с опорой на текст.
3.	Достопримечательности моего города. Развитие лексических, грамматических умений при чтении. Отработка техники чтения. Составление плана для рассказов. Практика обучающихся в устной речи по плану.
4.	Расположение, как добраться, транспорт, маршрут. Совершенствование навыков аудирования. Практика устной речи: мини-диалоги.
5.	Модальные глаголы в этикетных формулах официальной речи: Can/may I help you?/Should you have any questions? Should you need any further information? Развитие умений аудирования. Развитие умений диалогической речи по теме.
6.	Английский речевой этикет. Благодарность, извинение, просьба. Глаголы, выполняющие роль модальных. Совершенствование навыков смыслового чтения. Развитие умений диалогической речи и аудирования.
7.	Инсценировка диалогов «Как найти дорогу... Как добраться до...». Развитие умений ДР и аудирования. Подготовка к контрольной работе по всем видам речевой деятельности
8.	Итоговый урок по теме. Контроль лексики и аудирования. Воспроизведение монологов.

In the city word list — Объекты в городе по-английски

Buildings – здания

skyscraper – небоскреб
church – церковь
mosque – мечеть
cinema/movie theatre – кинотеатр
hairdresser’s – парикмахерская
post-office – почта
bank – банк
hospital – больница
hotel – гостиница
circus – цирк
theatre – театр
apartment building – жилой многоквартирный дом
officebuilding – офисное здание

factory/plant – фабрика, завод
art gallery – художественная галерея
museum – музей
castle – замок

Shops – магазины

shopping mall – торговый центр
local store – местный магазин
bakery – булочная
chemist’s – аптека
butcher’s – мясной магазин
greengrocer’s – овощная лавка
stall/stand/booth – ларек, киоск
fruitstand – фруктовый ларек
book shop – книжный магазин
clothes shop – магазин одежды

record shop – музыкальный магазин
street vendor – уличный торговец

newsstand – газетный киоск

Traffic – уличное движение

zebra crossing – пешеходный переход
pedestrian area – пешеходная зона
traffic lights – светофор
avenue – проспект
street – улица
passage underground – подземный переход
phone booth – телефонная будка
street sign – дорожный знак
crossing – перекресток

bus stop – автобусная остановка
stadium – стадион
fire station – пожарная часть
fountain – фонтан
square – площадь
park – парк
cemetery – кладбище
emergency station – пункт скорой помощи
zoo – зоопарк
monument – памятник
bridge – мост
tower – башня

Other objects – другие объекты

railway station – вокзал
airport – аэропорт

Законспектируйте материал по теме «Вопросительные предложения, формулы вежливости: Could you, please.../Would you like.....?/Should I.....?».

Составьте мини-диалоги.

Asking for directions in English

Спрашиваем дорогу по-английски

Итак, чтобы спросить, как пройти куда-то, можешь использовать одну из следующих фраз:

How do I get to...? - Как мне добраться до...?

Can you tell me the way to? - Можешь мне подсказать дорогу до...?

Could you tell me how to get to? - Ты не мог бы мне сказать, как добраться до...?

Where is the nearest...? - Где находится ближайший(ая)...?

Examples:

Excuse me, how do I get to County Street? - Простите, как мне добраться до Каунти стрит?

Can you tell me please the way to Nelson Square? - Можете мне подсказать, пожалуйста, дорогу до

В ответ можно услышать большое количество вариаций на тему прохождения данного маршрута. Приведём самые характерные выражения, которые можно услышать из уст англоговорящего прохожего.

Если нужно идти прямо:

go straight on - иди прямо

go along - иди вдоль

Examples:

Go straight on till you get to Kensington hotel - Иди всё время прямо, пока не дойдёшь до отеля Кенсингтон

Go along Duke street - Иди по Дьюк стрит

Если нужно повернуть:

turn (to the) right - поверни направо

turn (to the) left - поверни налево

take a right turn = turn to the right

take a left turn = turn to the right

take the first (turning) on the right -
на первом повороте поверни направо
cross the street - перейди улицу

Предлоги

Чтобы ориентироваться в английском пространстве, нам нужно уметь правильно пользоваться предлогами. Знание предлогов нам очень поможет при объяснении, как пройти куда-то. Ниже представим шесть наиболее подходящих предлогов.

up - вверх

down - вниз

along - вдоль

Examples:

Go down the street - Иди вниз по улице

Keep going along the alley - Продолжай идти вдоль аллеи

Go over the bridge - Перейди по мосту
Скажи самостоятельно по-английски:

Иди вверх по улице

Иди вдоль реки и затем перейди через мост

take the second (turning) on the left -
на второй улице поверни налево

over - по (какой-то поверхности)

towards - к (по направлению к чему-то)

through - через, сквозь что-то

Go towards the metro station - Иди к станции метро

Don't go through the wood - Не иди через лес

Перейди улицу и направляйся к гостинице
Идите через парк



Инсценировка диалогов «Как найти дорогу.... Как добраться до....».
Узнать дорогу по-английски очень легко. Можно спросить:

— How can I get to the bank/museum/hotel...? — *Как добраться до банка/музея/отеля...?*

— Where is the bank/museum/hotel...? — *Где банк/музей/отель...?*

Иногда помимо того, как узнать дорогу, вы хотите спросить, есть ли это место вообще в округе, или где ближайший магазин и т. д. Спросить это, а затем узнать дорогу по-английски будет так:

— Is there a restaurant/bus stop/railway station near here? — *Здесь поблизости есть ресторан/автобусная остановка/вокзал?*

— Where is the nearest restaurant/bus stop/railway station? — *Где ближайший ресторан/автобусная остановка/вокзал?*

Если вы обращаетесь к прохожему с целью узнать дорогу по-английски, начать речь стоит со вводной фразы типа «скажите пожалуйста» и т. п.

— Excuse me, how can I get to the beach? — *Извините, как добраться до пляжа?*

— Can you help me? Where is the nearest metro station? — *Вы могли бы мне помочь? Где ближайшая станция метро?*

— Could you tell me, is there a cafe near here? — *Скажите пожалуйста, есть ли здесь кафе поблизости?*

Уметь узнать дорогу по-английски полбеде, затем нужно понять объяснения, куда идти. **Разберемся с основными выражениями:**

go straight up — идите прямо (вверх по улице)	at the traffic light — на светофоре
go straight down — идите вниз по улице	next to/near — рядом
turn left — поверните налево	in front of/opposite — перед/напротив
turn right — поверните направо	behind — позади
at the corner — на углу	on your left — слева
at the shop/church/red house — у магазина/церкви/красного дома	on your right — справа
	cross the road — перейти дорогу

Примеры того, как узнать дорогу по-английски:

Диалог 1.

— Hi, can you help me? Where is the nearest book shop?

— Go straight up North Road, turn left into Baker Street, go straight down Baker street and turn left at the traffic light. The book shop is in on your right, next to the restaurant.

— Thank you very much!

Диалог 2.

— Excuse me, how can I get to the bus stop?

— Go straight up Hill Street, turn right at the corner into South street, go straight down South street, then turn left at the church. Cross the road and go straight up about 5 minutes. The bus stop will be in front of the pharmacy, on your left.

— Thank

Практические занятия 65-74.

Магазины, товары, совершение покупок

Цели:

1.	Магазины и покупки. Развитие фонетических и лексических умений по теме. Практика обучающихся в чтении с извлечением полной информации.
2.	Способы выражения будущего времени в английском языке. Совершенствование грамматических навыков.
3.	Виды магазинов. Продовольственные товары. Личные местоимения. Развитие лексико-грамматических умений.
4.	Непродовольственные товары. Конструкция – <i>to be going to do smth.</i> Развитие умений диалогической речи. Развитие внимания, умения слушать собеседника.
5.	Отделы универсама. Притяжательные местоимения. Введение и актуализация новой лексики по теме. Развитие умений говорения и аудирования.
6.	Отделы универмага. Местоимения <i>some, any, no</i> и их производные. Развитие умений говорения и письма. Развитие умений аудирования.
7.	Мои покупки. Работа над устной речью. Развитие умений говорения и аудирования. Развитие умений самостоятельной работы.
8.	Указательные местоимения. Инсценировка диалогов по теме «В магазине». Развитие умений ДР и аудирования.
9.	Возвратные местоимения. Совершенствование грамматических навыков. Систематизация полученных знаний.
10.	Итоговый урок. Зачет по теме.

Содержание учебного материала:

2) Прочитайте и переведите текст по теме «Магазины и покупки». Ответьте на вопросы. Составьте предложения с новой лексикой.

Shops

Do you like shopping? It is well known that many people do like, especially women. In any case we often just have to do it, when we need some foodstuffs, for example.

There is a great variety of shops in the world: dairy, baker's, grocer's, fishmonger's, greengrocer's, butcher's, sweet shop, florist's, stationer's, footwear, children's wear, jewellery and so on.

Different people do shopping in different ways. Do you prefer shopping in small corner shops which are usually located in your neighbourhood or in big supermarkets? Undoubtedly, there are certain advantages and disadvantages in both variants. Your choice usually depends on what you need to buy. If you lack something like bread or milk, it is worth going to the nearest corner shop, for that will take you about 10 minutes. However, if your fridge is empty and there is not a slice of bread in your breadbasket, you'd better go to a supermarket. There you'll find all sorts of foodstuffs — meat and poultry, cheese and sausage, frozen food, drinks, sweets, fruit and vegetables, grocery, bakery and dairy products. In such shops people usually take a shopping basket or a trolley and walk among the rows where all items are displayed on the shelves or kept in refrigerators. If it is not a self-service shop, and most small shops are not, the shop-assistant helps the customer to find what he or she needs. In supermarkets you can buy not only foodstuffs but also stationary, clothes, household goods, some electrical goods, perfumery, newspapers and magazines. They sell various goods under one roof and, undoubtedly, this is very convenient. You can walk from one department to

another looking about, finding out the price and if there is any discount and in the end you come to cashier's desk where you pay for all your purchases in cash or by a credit card.

Big department stores are very widespread in Great Britain. The most famous department stores in the UK are Harrods (one of the largest and the most expensive), House of Fraser, Marks and Spencer and Debenhams.

Marks & Spencer attracts a great variety of customers from housewives to millionaires. Such celebrities as Princess Diana, Dustin Hoffman and the British Prime-minister David Cameron are just a few of its famous customers. It makes a profit of more than 10 million pounds a week. The store has a brilliant reputation due to a high quality of its goods. It sells not only food and clothes, but also flowers and furniture. Marks & Spencer is a chain store which has over 700 branches all over the world.

Besides huge department stores, there are many cheap street markets in Great Britain. Most of them sell various goods: food, jewellery, clothes, electronics and household goods. Some of them are specialized in particular items: pet products, books, antique furniture and garden stuff.

British people are fond of out-of-town shopping. Some of them have a special shopping day once a week when the whole family takes a car and goes to an enormous shopping complex out-of-town, which is also called "superstore". The prices in such shops are pretty low and the choice of items is various. In these complexes you can find one or more supermarkets, chain-stores, some smaller shops, a lot of cafes, and even a multi-screen cinema. One of such stores is IKEA. You are sure to know we have similar shops in Russia, which are called "Mega".

Talking about shopping preferences of Russian people, it is worth saying that many of them like to go abroad in order to buy cheap good quality things. Those who live in St. Petersburg have an opportunity to do their shopping in Finland, as the country is situated nearby. It takes only about 4 hours to get to such towns as Helsinki, Imatra, Hamina or Lappeenranta. Each of them has huge shopping centers where you can find such well-known shops as H&M, Aleksii, Vero Moda, Lindex, Luhta, Kappahl, Zara, Mango, Vendi, Vogue, Stockmann and so on. Moreover, twice a season there is a time of crazy discounts of 50 to 70 per cent.

Shopping is an integral part of our life. Nowadays it has become not only a necessity but also a pleasure for many people.

Questions:

1. What kinds of shops do you know?
2. Where do you prefer to do shopping if you have a long shopping list and little money?
3. Do you like shopping? Why?
4. Have you ever bought anything abroad? Was it cheaper than in Russia?
5. Do you have a shopping day in your family?
6. Do you like to buy clothes, food or presents more? Why?
7. Are you fond of shopping out of town?
8. Have you ever been to Finland? What can you tell about shops of this country?
9. Do you usually do your shopping on your own or with a friend or parents?
10. Have you ever been cheated in a shop?

Vocabulary:
 foodstuff —
 продукт питания
 variety — разнообразие
 dairy —
 молочные продукты
 baker's — булочная
 grocer's —
 бакалейный магазин
 fishmonger's —
 рыбный магазин
 greengrocer's —
 овощной магазин
 butcher's —
 мясной магазин
 florist's —
 цветочный магазин
 stationer's —
 канцелярский магазин
 corner shop — ларёк
 jewellery —
 ювелирные изделия
 to be located —
 быть расположенным
 supermarket — универсам

to appeal — нравиться
 advantage —
 преимущество
 disadvantage —
 недостаток
 to lack for — нехватать
 breadbasket — хлебница
 poultry — домашняя птица
 shopping basket —
 корзина для продуктов
 trolley —
 тележка для продуктов
 to display — выставлять
 refrigerator —
 холодильник
 self-service —
 самообслуживание
 shop-assistant — продавец,
 продавщица
 customer — покупатель
 household goods —
 товары для дома
 electrical goods —
 электротехника
 perfumery — парфюмерия

department — отдел
 discount — скидка
 cashier's desk — касса
 to pay in cash —
 платить наличными
 to pay by a credit card —
 платить банковской картой
 department store —
 универсам
 widespread —
 распространённый
 celebrity — знаменитость
 profit — доход, прибыль
 quality — качество
 chain store —
 сетевой магазин
 branch — филиал
 to be specialized in —
 специализироваться на
 enormous — огромный
 similar — похожий
 preference —
 предпочтение
 integral part —
 неотъемлемая часть

I. Заполните пропуски местоимениями some, any и их производными (something, somewhere, someone, anyone, anything).

- a. A Did you buy _____ at the shops?
 B No, I didn't have _____ money.
 b. A Can I have _____ to eat, Mum? I'm starving.
 B Look at the fridge. I think there's _____ cheese.
 A There isn't _____ in the fridge. It's completely empty.
 c. A Did you meet _____ interesting at the party?
 B Yes, I met _____ you know. Carlos, from Spain.
 d. A I bought _____ meat and _____ grapes.
 B Did you buy _____ cooking oil?
 A I couldn't. They didn't have _____ .
 e. A Have you got _____ scissors?
 B Yes. They are _____ in the kitchen, but I'm not sure exactly where.

II. Заполните пропуски местоимениями, образованными комбинацией some, any, no, every + one, body, thing, where.

- a. Put the picture _____ . I don't mind where.
 b. Does _____ want a game of tennis?
 c. What's the noise? Can you hear _____ screaming?
 d. I'm going to the shops. Do you want _____ ?
 e. You look familiar. Haven't I seen you _____ before?
 f. She left the room without saying _____ .
 g. Is there _____ quiet we can go to talk in private?
 h. This doesn't look a very nice restaurant. Can't we go _____ else?

- i. I must have asked fifteen people, but _____ knows the answer. j. Midas was a king in Greek mythology. _____ he touched turned to gold.

III. Заполните пропуски предложенными словами. Некоторые слова можно использовать больше, чем один раз.

any, anywhere, everywhere, somewhere, nothing, everyone / body, anyone / body, someone / body, everyone / body, anything, no-one / body

“Is _____ (1) here?”, said Mrs Thomas to the students on the coach. “Is _____ (2) missing?” “I think _____ (3) is missing”, replied one student. “It’s Peter.” “Does _____ (4) know where he is?” asked Mrs Thomas. _____ (5) answered. Mrs Thomas asked Mr Smith to go back into the museum to look for Peter. Ten minutes later Mr Smith returned alone. “I can’t find him _____ (6)”, he said.

“I looked _____ (7)”. “Did Peter say _____ (8) to _____ (9)?” said Mrs Thomas to the students.

“No, _____ (10) at all”, muttered several students. “_____ (11) suggestions?” said Mrs Thomas.

“I think _____ (12) should go and look for him. One of us is bound to find him”, suggested another student. “He must be _____ (13)” “But where?” said Mrs Thomas. “He could be _____ (14).”

So _____ (15) got off the coach, went back to the museum and spread out to search for Peter. After a few minutes _____ (16) found him, still engrossed by the museum fascinating exhibits.

9) Инсценировка диалогов по теме «В магазине».

Общение продавца и покупателя на английском (фразы, используемые в магазине, при совершении покупок)

Время работы (открытия)	Opening times
<u>Когда вы работаете (открыт магазин)?</u>	What times are you open?
Мы открыты с 9 утра до 6 вечера, с понедельника по пятницу.	We're open from 9 am to 6 pm, Monday to Friday.
Мы открыты с 10 утра до 8 вечера, семь дней в неделю.	We're open from 10 am to 8 pm, seven days a week.
Вы работаете (магазин открыт) в субботу / воскресенье?	Are you open on Saturday / Sunday?
Во сколько вы открываетесь завтра?	What time do you open tomorrow?
Во сколько вы закрываетесь?	What time do you close?
Во сколько вы закрываетесь сегодня?	What time do you close today?
Выбор товаров	Selecting goods
Могу я вам помочь?	Can I help you?
Чем я могу Вам помочь?	What can I do for you?
Вы ищете что-то конкретное?	Are you looking for something in particular?

Я просто присматриваюсь, спасибо.	I'm just browsing, thanks.
Вы не могли бы мне помочь?	Could you help me?
Извините, можно Вас спросить?	Excuse me, could I ask you something?
Сколько это стоит?	How much is this / it? How much does this / it cost?
Сколько стоят эти?	How much are these?
Сколько стоит этот ... на витрине?	How much is that ... in the window?
Это дешево.	That's cheap.
Это подходящая цена.	That's good value.
Это удивительно выгодная цена.	<u>This is amazing value for money.</u>
Это дорого.	That's expensive.
Вы продаёте ...?	Do you sell ...?
У вас есть (какие-нибудь) ...?	Do you have any ...? Have you got any ... ?
У вас есть этот товар большего / меньшего размера?	Do you have this in large / small?
А большего / меньшего размера они у вас есть?	Do you have these in a size bigger / smaller, too?
большой / очень большой размер	large / extra large
Вот, пожалуйста. (Возьмите.)	Here you are.
Извините, мы их не продаём.	Sorry, we don't sell them.
Извините, их не осталось.	Sorry, we don't have any left.
Я ищу	I'm looking for
Могли бы вы сказать, где находится ...?	Could you tell me where the ... is?
Где я могу найти ...?	Where can I find the ...?
Они вон там.	They are over there.
Вы нашли то, что искали?	Did you find what you were looking for?
Можно померить?	May I try this on, please?
Хотите померить?	Would you like to try it on?
Примерочная вон там.	The fitting room's over there.
Вам очень идёт / подходит.	It suits you very well.
У Вас какой размер?	What size are you?
У вас есть что-нибудь подешевле?	Have you got anything cheaper?
Как насчет одной из этих?	How about one of these?
Это не то, что я ищу.	It's not what I'm looking for.
Это не совсем то, что я хотел.	It's not quite what I wanted.
У вас есть это в продаже?	Do you have this item in stock?
Извините, у нас нет	Sorry, we are out of

Вы знаете, где ещё можно посмотреть?	Do you know anywhere else I could try?
Есть ли на это гарантия?	Does it come with a guarantee?
А другой цвет подойдёт?	Would another colour do?
А есть такой же, но другого цвета?	Have you got this in another colour?
Какой цвет Вы бы хотели?	<u>What colour would you like?</u>
Красивый цвет.	It's a nice colour.
На это один год гарантии.	It comes with a one year guarantee.
Из чего они сделаны?	What material are they?
Вы делаете доставку?	Do you deliver?
Я это / его / её / их возьму.	I'll take it / this / them.
Что-то ещё?	Anything else?
Желаете что-нибудь ещё?	Would you like anything else? / Anything else? / Did you want anything else?
Пожалуйста, оплатите товар в кассе.	Please pay at the check-out.
Я отнесу Ваш товар на кассу.	I'll take this to the check-out for you.

Dialogue: Shopping the clothes.

Salesgirl: Good Morning! What can I do for you?

Sarah: Could you let me see that green dress? I saw it in your window and I like the style and the colour very much.

Salesgirl: I'm afraid, this dress will be too big for you. May I show you another dress in green? I think this one will fit you.

Sarah: This is another style. Let me try it on in your fitting-room. I think I like it too. It is very nice.

Salesgirl: I see, you like the dress. It looks very fine on you.

Sarah: I will buy it.

Salesgirl: Do you want anything else?

Sarah: Could you show me that light white shirt? I would like to buy it for my son. May I bring it back tomorrow, if this shirt doesn't fit him?

Salesgirl: Sure, you can. If it doesn't fit him, you can make a refund or exchange it.

Sarah: All right.

Salesgirl: Would you pay cash?

Sarah: No, I would like to pay by my credit card.

Salesgirl: Fine. Thank you. Here are your clothes.

Sarah: Thank you, too. Good bye!

Salesgirl: Good bye!

Dialogue

Assistant: Good morning. Can I help you?

Customer: Yes, I would like a bottle of grape juice and some oranges.

A: How many oranges do you want?

C: A kilo, please. And also give me please 2 bars of chocolate, 1 packet of spaghetti and 1 loaf of bread.

A: Anything else?

C: Yes, and a few pieces of this cheese. That's all.

A: Ok, the total sum is...

C: Oh, I'm sorry, I forgot pop-corn.

A: Yes, how many bags do you want?

C: 2 bags, please. Thank you.

10) Итоговый урок.



ROLE PLAY

Shopping for Clothes

VOCABULARY
 \$ = dollar € = cents \$1.00 = 100 cents

dress \$19.99 	sweater \$21.00 	pajamas \$17.00 	t-shirt \$11.99 	shorts \$11.99 
skirt \$12.50 	pants \$22.70 	shirt \$13.60 	jeans \$25.00 	jacket \$29.60 
business suit \$125.00 	socks \$3.70 	vest \$15.15 	briefs \$3.23 	coat \$111.00 
	sweatshirt \$20.21 	swimsuit \$24.30 	tank top \$10.40 	panties \$4.23 

<p><i>clerk:</i> Hello, do you need some help?</p> <p><i>customer:</i> Yes please. I'm looking for a pair of jeans.</p> <p><i>clerk:</i> What color?</p> <p><i>customer:</i> Blue.</p> <p><i>clerk:</i> What size do you need?</p> <p><i>customer:</i> 10.</p> <p><i>clerk:</i> Here you go. They are 10.</p> <p><i>customer:</i> How much do they cost?</p> <p><i>clerk:</i> \$25.00.</p> <p><i>customer:</i> That's fine. Where are the fitting rooms?</p> <p><i>clerk:</i> Over there. Beside the stairs.</p> <p><i>customer:</i> Thank you.....</p> <p>LATER. The customer is back.</p> <p><i>customer:</i> They fit just fine. I would like to buy them.</p> <p><i>clerk:</i> Good. That would be \$25.00.</p> <p><i>customer:</i> Here.</p> <p><i>clerk:</i> Thank you for shopping with us. Have a nice day.</p> <p><i>customer:</i> Thank you, you too.</p>	<p><i>clerk:</i> Good morning, sir. What are you looking for?</p> <p><i>customer:</i> I'm looking for a skirt.</p> <p><i>clerk:</i> Any color in particular?</p> <p><i>customer:</i> Purple and short.</p> <p><i>clerk:</i> What size do you need?</p> <p><i>customer:</i> 12.</p> <p><i>clerk:</i> Here you are. Size 12.</p> <p><i>customer:</i> I would like to try it.</p> <p><i>clerk:</i> Yes, of course. The fitting rooms are over there.</p> <p><i>customer:</i> Thank you.....</p> <p>LATER. The customer is back.</p> <p><i>customer:</i> It fits perfectly. How much does it cost?</p> <p><i>clerk:</i> \$12.50.</p> <p><i>customer:</i> Here.</p> <p><i>clerk:</i> Thank you for shopping with us.</p> <p><i>customer:</i> Bye, have a nice day.</p>
---	---

Физкультура и спорт, здоровый образ жизни

Цели:

1.	Спорт. Виды спорта и спортивных игр. Формирование лексических навыков по теме. Работа с интернациональной лексикой. Общезыковое развитие обучающихся.
2.	Значение спорта в нашей жизни. Развитие умений аудирования. Формирование лексических навыков по теме. Совершенствование навыков работы с грамматическим материалом. Работа над техникой чтения. Совершенствование навыков задавать разделительные вопросы.
4.	Спорт в Великобритании. Порядковые и количественные числительные. Развитие умений работы с текстом (различные виды работы)
5.	История спортивных игр. Гольф. Крикет. Разновидности футбола. Обозначение года, дат, времени и периода.
6.	Спорт в США. Популярные виды спорта. Развитие умений диалогической и монологической речи.
7.	Здоровый образ жизни. Арифметические действия и вычисления. Развитие умений смыслового чтения и письма.
8.	Олимпийские игры и виды спорта. Развитие умений МР и ДР. Активизация лексического материала.
	Итоговый урок по теме. Контроль лексико-грамматических умений.

Sportsinourlife

Цель работы: активизировать лексику по теме в разных видах деятельности: чтение, аудирование, говорение.

Оборудование: раздаточный материал, видеопроектор, учебники, словари.

Информационное обеспечение

Основные источники:

Агабекян И.П. Английский язык: учебное пособие для СПО. Ростов на/Д.: Феникс, 2015

Дополнительные источники:

Мюллер В.К. Англо-русский и русско-английский словарь / В.К. Мюллер. - М.: Эксмо, 2016.

Время выполнения – 2 часа

Выполнение заданий.

Перевестите текст

Sports in our life

Sport is very important in our life. It is popular among young and old people. Many people do morning exercises, jog in the morning; train them self's in clubs and different sections. Other people like sport too; they only watch sports game on TV and listen the sports news. Whey prefers reading interesting stores about sports men but they do not go in for sports.

Physical training is an important subject in school. Pupils have physical training twice a week. Boys and girls play volleyball and basketball at the lessons. There is a sport ground near our school and schoolchildren go in for sports in the open air. Many different competitions are held at school. A great number of pupils take part in them. All participants try to get good results and become winner.

Sport helps people to keep in good health. If you go in for sports, you do not catch cold. Children and grown-ups must take care of their health and do morning exercises regularly. There are some popular kinds of sport in our country: football, volleyball, hockey, gymnastics, skiing and other. Athletic is one of the most popular kinds of sport. It includes running, jamming and others.

My favorite sport is swimming. I go to the swimming pool twice a week. I prefer to rest by the lake or river and swim there. My friend goes in for boxing. He is a good boxer. His hobby helps him in his every day life.

Запиши и выучи слова по теме

- | | | |
|---|--------------------------------------|---|
| 1. amateur - любительский | 12. indoors — в помещении | 22. sporting society- спортивное общество |
| 2. attention — внимание | 13. out-of-doors — на воздухе | 23. swimming pool — плавательный бассейн |
| 3. bodybuilding — культуризм, бодибилдинг | 14. professional - профессиональный | 24. to be fit — быть в форме |
| 4. compulsory — обязательный | 15. record - рекорд | 25. to do sports - заниматься спортом |
| 5. diving - дайвинг | 16. roller skates - роликовые коньки | 26. totally - полностью |
| 6. facilities — оборудование | 17. rowing — гребля | 27. tournament - турнир, чемпионат |
| 7. fencing — фехтование | 18. sailing — парусный спорт | 28. weight lifting — поднятие тяжестей |
| 8. figure skater - фигурист | 19. skating — коньки | 29. weightlifter - тяжелоатлет |
| 9. gym - тренажерный зал | 20. skating-rink — каток | 30. wrestling — борьба |
| 10. healthy — здоровый | 21. skiing — лыжный спорт | |
| 11. high jumper - прыгун в высоту | | |

Подведение итогов работы, оценивание

Спорт в Англии и США



What sports are popular in Britain?



football



tennis



rugby



swimming



running

SPORTS IN BRITAIN AND THE USA

Sports play an important part in the life of the English people. All sports are very popular among them. The British are proud that many sports originated in their country and then spread throughout the world. The national British sports are football, golf, cricket, table tennis, lawn tennis, snooker, steeplechase, racing, and darts.

Football the most popular game in the world is of two kinds in Britain: association football (soccer) and rugby.

Soccer played almost in all countries remains one of the most popular games in Great Britain. Rugby football originated at Rugby public school. In a game players may carry the ball. Teams of 15 men with an oval ball play Rugby.

Golf, one of the most popular sports in Britain, originated in Scotland. Englishmen are fond of cricket. Cricket is played in schools, colleges, universities. Test matches with other countries are held regularly. The game is very slow.

Table tennis originated in England in 1880. However, the British players are not lucky in tennis international championships. Wimbledon is known worldwide as the centre of lawn tennis.

Wimbledon championships begin on the nearest Monday to June 22 when the weather is fine. Millions of people watch on TV live and at full length the Championships.

Steeplechase, a cross-country running, is popular in European countries. The first cross-country race took place in 1837.

Englishmen like all kinds of racing. Horseracing, motorcar racing, boat racing, dog racing, donkey racing are very popular in England. The most famous boat race in England is between Oxford and Cambridge; it first started in 1820 and has been held almost every spring since 1836. Many people come to watch it.

The emphasis on physical fitness has involved increasing number of Americans in activities that provide the necessary physical conditioning and at the same time other enjoyment and recreation. The American participants are attracted by such sports and activities as swimming, tennis, marathons, track and field, bowling, archery, skiing, skating, squash and badminton. Nevertheless, the four major American sports are hockey, baseball, football and basketball.

The large choice of sports in America can be explained by the variety and size of the country, its different climates and the people's love of competitions of any type. In addition, public sport's facilities have always been available in great number for participants. American schools and colleges use sports activities as a way of teaching social values. Among these are teamwork and sportsmanship. The average high school offers its students a great variety of sports, including rowing, wrestling, tennis and golf. In addition, this may explain why the Americans have traditionally done well in many of these sports. As a result, being intelligent and being good in sports is regarded as things that can go together, as an ideal. There are many colleges, which have excellent academic reputation and are good in sports.

At present professional sportsmen are concerned with getting a good education that will allow them to find good jobs when their playing days are over.

There are no separate "universities" for sports in the USA. Recently peculiar USA sports such as skateboarding, wind-surfing, hang-gliding has gained international popularity. The most unusual sport that first reached popularity in the USA is triathlon.

It includes swimming, bicycle racing and long-distance running and is becoming more and more popular in Europe.

Everyone in America can participate in sports activities.

Вставьте соответствующие слова по теме «Спорт»

- | | |
|---|--|
| 1. I like.... | a) boxing b) hockey c) wrestling |
| a) play sport games b) go in for sports c) watch sport competitions | 8. She enjoys |
| 2. Mary is fond of.... | a) water-skiing b) tobogganing c) swimming |
| a) table tennis b) wrestling c) skiing | 9. Does he like ... ? |
| 3. Henry likes to | a) skating b) tobogganing c) racing |
| a) ski b) skate c) swim | 10. He goes in for.... |
| 4. ... is my favourite kind of sport. | a) hockey b) rugby c) football |
| a) wrestling b) skiing c) skating | 11. Vera goes in for.... |
| 5. Do you like ... ? | a) tobogganing b) figure skating c) judo |
| a) wrestling b) judo c) rugby | 12. They like to play.... |
| 6. I like | a) basketball b) volleyball c) football |
| a) rugby b) racing c) boxing | 13. His father is fond of.... |
| 7. Bill is fond of.... | a) swimming b) diving c) wrestling |

Соотнесите

<p>a) The sport of moving through the water in a boat without sails</p> <p>b) the sport of going on horseback</p> <p>c) a game played between two teams of eleven players</p> <p>d) an outdoor game, popular in Britain played in summer with a ball by two teams of 11 players each, usually dressed in white</p> <p>e) a game in which the players use rackets to hit a small object called a shuttlecock over a high net</p> <p>f) a game for two people who use rackets, a small soft ball and a low net</p> <p>g) a game played by two teams of 6 players each that is played on an ice field</p> <p>h) the sport of fighting with fists</p> <p>i) the sport of playing a type of football with an oval ball</p>	<p>Badminton</p> <p>Boxing</p> <p>Cricket</p> <p>Football</p> <p>Horseshooting</p> <p>ice hockey</p> <p>Rowing</p> <p>Rugby</p> <p>Tennis</p>
---	---

Подведение итогов работы, оценивание

OLYMPIC GAMES

The Olympic Games have a very long history. They began in 776 B.C. (before Christ) and took place every four years for nearly 1200 years at Olympia, the place in Greece. They included and boxing, wrestling and the pentathlon. The Olympic Games stopped in 394 A.D. (Anno Domini). The temple at Olympia was destroyed. Many years passed until in 1894 a Frenchman Baron Pierre de Coubertin persuaded people from 15 countries to start the Olympic Games again. 1896 is the year when the first of the modern series of the Olympic Games took place in Athens, the capital of Greece. In 1908, the 4th Olympic Games took place in Great Britain. More than 2000 sportsmen came to London from more than 20 countries. Since then the number of competing athletes has increased each time. Moscow was the capital of the Olympic Games in 1980. They were really the holiday for all peoples of the USSR. During the world wars, the Olympic Games did not take place. It was in 1916, 1940 and 1944. Lausanne, a city in Switzerland, is the residence of the International Olympic Committee. The members of the Committee decide where each Olympic Games will take place. They ask a city

(but not a country) to be host – one city for the winter Olympic Games and one – for the summer Olympic Games.

Дайте правильный ответ

1. How often are the Olympic Games held?
 - a. Every year
 - b. Every two years
 - c. Every four years
2. How many rings are there in the Olympic Games symbol?
 - a. Four
 - b. five
 - c. six
3. What do they represent?
 - a. Countries of the world
 - b. Continents of the world
 - c. Cities of the world
4. When will the next Summer Olympics be held?
5. Where will the next Winter Olympics be held?
6. Where were the first modern Olympics played?
 - a. 1896
 - b. 1900
 - c. 1924
7. Who was the ‘inventor’ of the modern Olympic Games?
 - a. Pierre de Coubertin
 - b. Juan Antonio Samaranch
 - c. Thomas Bach
8. What do the sportsmen who come first, second and third win in the Olympics?
 - a. Certificates
 - b. Equipment
 - c. Medals
9. Where are The International Olympic Committee based?
 - a. France
 - b. Switzerland
 - c. Spain

Переведите письменно

From the 7th until the 23d of February in Sochi, there were the XXII Winter Olympic Games. For 15 days the best athletes in the world competed in different sports: Mountain skiing, Biathlon, Skeleton, Curling, Short-track, Bobsleigh, Ice-hockey, Snowboarding, Nordic Combined, Ski-jumping, Figure skating, Luge, Freestyle. There are some Olympic symbols and one of them is the Olympic Flag.

Bobber Alexander Zubkov became the banner bearer at the Olympic Games in Sochi. Five interlocked rings of blue, black, red, yellow and green colours symbolize the five continents united into the Olympic movement. The blue ring symbolizes Europe, the black ring – Africa, the red ring – America, the yellow ring – Asia, the green ring – Australia. The Olympic flame is the traditional attribute of

the Olympic Games. As a symbol of peace among people, the flame represents the basic spiritual significance of this classic competition. Irina Rodnina and Vladislav Tretyak lit the bowl of the Olympic flame. The Olympic motto is «Citius, altius, fortius». These Latin words mean «Faster, higher, stronger». The official slogan of the Olympic Winter Games: "Hot. Winter. Your ". Before games, the Russian Olympic athletes uttered an oath. The choir of Russian pop stars, including: F. Kirkorov, Valeria, D. Bilan, S. Rotaru, Y. Savicheva, D. Joker and others sang the Olympic anthem. Mascots - are the most important symbols of the Sochi 2014. They were Leopard, White Bear and Bunny.

Переведите

1. Профессиональный спорт дает шанс посмотреть весь мир.
2. Профессиональные спортсмены вынуждены жертвовать многими вещами.
3. Профессиональный спорт помогает повысить самооценку и уверенность в себе.
4. Спортсмены вынуждены уходить на пенсию молодыми.
5. Профессиональный спорт помогает заработать много денег.
6. Профессиональный спорт ассоциируется с травмами и усталостью.

Подведение итогов работы, оценивание

KEEPINGFITANDDOINGSPORTS

I you want to feel fit you had better go in for one kind of sport or another. I should admit that everyone must do all he can to be healthy. Good health is better than the best medicine. «You have a sound mind in a sound body» as the old Latin saying goes. The English proverb «Sickness in the body brings sickness to the mind» expresses a similar idea but from different point of view. All kinds of physical exercises are very useful to make our bodies strong and to keep ourselves fit and healthy. To tell the truth I do not do sports regularly and it is not an essential part of my daily life. In the morning, I do some exercises just to awake. Then some aerobics for myself. It puts me into the fine moods. In summer, I go swimming, as there is a beautiful river with pure water where my Granny lives. In winter, it is rather long at our place, I should say, I prefer skiing (There is nothing like the sight of a winter forest - a real fairy-tale). I like to ride the bike and tobogganing in winter. Mum says that I am too old to do it, why not after all? I should not call myself a sports fan. Of course, I like to watch sports competitions on TV. Fortunately, they show different ones - football, basketball. I like tennis tournaments very much. I think, it is a very intelligent kind of sport for clever thinking people. In addition, I admire skiing championships, biathlon, and swimming. However, what I like most is basketball. The best games are viewed on TV. I came to know that modern basketball appeared in 1891 in the USA. The originator, John Naismith was a coach at the college. He invented the baskets and the rules of the game. Since then basketball has become very popular and is spread all over the world. It is the sport of strong tall men, the sport of giants.

Doing sports a man become strong, healthy and gay. He begins to take care of his health. «Good health is better than wealth», you know. It is true, I should say. In our school, we have a nice gym. Sports and games are popular among pupils. Many children train at special sport schools.

Перевести текст письменно.

Summer and Winter Sports

People all over the world are very fond of sports and games. That is one of the things in which people of every nationality and class are united. The most popular outdoor winter sports are shooting/ hunting, hockey and, in the countries where the weather is frosty and there is much snow — skating, skiing and tobogganing. It is so nice to go to the skating-rink on a frosty sunny day. Some people prefer to be out of town in such weather and to sledge or to ski in the woods. Many people greatly enjoy figure skating and ski jumping.

Summer affords excellent opportunities for swimming, boating, yachting, cycling, gliding and many other sports. Among outdoor games, football takes the first place in public interests; this game is played in all the countries of the world. The other games that have firmly established themselves in favour in different countries are cricket, volleyball, basketball, and so on. Badminton is also very popular with both young and old.

All the year round many people indulge in boxing, wrestling, gymnastics and track and field events. Scores of young girls and women go in for calisthenics. Over the last few years, aerobics has become popular with young girls and women. Aerobics helps them to be slim, healthy and strong. The interest for it greatly increased thanks to Jane Fonda, a prominent American actress, the founder of this kind of sport. This woman may serve as an impressive example of inexhaustible health, cheerfulness and beauty. Being a great enthusiast of aerobics, she has been trying to initiate many women all over the world into this sport.

Among indoor games, which one can go in for all the year round, are billiards, table tennis, draughts, chess, of course. The results of chess tournaments are studied and discussed by enthusiasts in different countries. Therefore, we have all grounds to say that sport is one of the things that makes people kin.

Практические занятия 83-94.

Экскурсии и путешествия

Цели:

1.	Путешествие. Формирование лексических навыков по теме. Развитие фонетических умений и чтения.
2.	На вокзале, в аэропорту. Развитие умений аудирования. Формирование лексических навыков по теме. Совершенствование навыков говорения.
3.	Вопросительные предложения, формулы вежливости: Couldyou, please.....?/Wouldyoulike....?/ShouldI....? Практика обучающихся в устной речи с опорой на прочитанные диалоги.
4.	Виды транспорта. Воздушный, наземный, городской транспорт. Достоинства и недостатки.

	Развитие умений ДР, аудирования и письменной речи.
5.	Незабываемое путешествие. Вопросительные предложения. Развитие умений ДР и смыслового чтения.
6.	Путешествия по миру. Международный туризм. Активизация лексического материала. Развитие умений перевода.
7.	Выбираем отель: плюсы и минусы. Самостоятельная работа с текстами. Совершенствование навыков работы со словарем.
8.	Проект по теме «Экскурсия по городу». Развитие умений сотрудничества в малых группах.
9.	Специальные вопросы. Систематизация полученных знаний. Развитие умений устной речи и письма.
10.	Итоговый урок по теме. Контроль ДР, аудирования и грамматики.

Содержание учебного материала:

1) Учащиеся делятся на три группы. Каждая группа получает текст по теме «Путешествие». В группах учающиеся отвечают на вопросы по текстам. Затем каждая группа пересказывает свой текст.

TRAVELLING

Thousands of people spend their holidays travelling. They travel by trains, buses, their own cars and motorcycles. People travel to see other countries and continents. People travel spending their time visiting museums and art galleries, places of interest, looking at the shop windows and dining at fine restaurants.

They cruise the Volga, the Dnieper, the Angara, the Yenisei and the Black Sea. They hike in the forests of Siberia. They climb the famous peak of the Caucasian mountains — Elbrus. They enjoy the beauty of snow-covered mountains, sunny valleys and vast forests.

Many people travel in their own cars along the roads. Beautiful pine forests and silvery birches, picture-like rivers and numerous lakes attract lovers of nature. They travel not only to enjoy fine places, but also to see old monuments of sculpture and historical places of the country.

Hiking is becoming very popular. People like to spend their days off in the country. There are fine places near every town with forests, lakes and rivers. It is pleasant to spend a day-off.

Travelling by air has some pluses of course. It is convenient and much quicker than any other means of travelling. During the flight, the passengers do whatever they like. Some of them read, others sleep, looking, or talking. Sometimes they can see the land below. It looks like a topographical map.

Of course, the fastest way of travelling is by plane. However, many people travel by train. With a train, you have speed, comfort and pleasure combined. Travelling by train is of course slower than by air but it also has its pluses. Train is the cheap means of travelling. Modern trains have very comfortable seats in all passengers. During your way on the train, you can read newspapers, books, look out of the window, drink the tea, and tell with your neighbors or sleep. When you are in the train, you can see the beauty of nature.

Many people enjoy travelling by sea. Such a travelling is called voyage or cruise. The ship stops excursions. When on board the ship people spend a lot of time on the upper deck.

Most travelers take a camera with them and take pictures of everything that interests them - beautiful views of waterfalls, forests, unusual plants and animals. These photos will remind them of the happy time of holiday.

Письменно перевести предложения

1. Thousands of people spend their holidays travelling.
2. They travel by trains, buses, cars and motorcycles.
3. People travel to other countries and continents.
4. People cruise the Volga, the Yenisei and the Black Sea.
5. They hike in the forests of Siberia.
6. Many people travel in their own cars.
7. People like to spend their days off in the country.
8. The fastest way of travelling is by plane.
9. Travelling by train is of course slower than by air but it also has its pluses.
10. Train is the cheap means of travelling.
11. When you are in the train, you can see the beauty of nature.
12. Many people enjoy travelling by sea.
13. Such a travelling is called voyage or cruise.

Записать и выучить слова

- | | |
|------------------------|--------------------------------|
| 1. airplane | 10. spend |
| 2. cruise | 11. through train |
| 3. flight | 12. to travel by car or by bus |
| 4. hiking | 13. travelling |
| 5. holidays | 14. travelling by car |
| 6. long distance train | 15. travelling by sea |
| 7. passenger train | 16. travelling by train |
| 8. railroad | 17. travelling on foot |
| 9. rest | 18. vocations |

Прочитайте текст. Ответьте на вопросы. Составьте план текста, выпишите ключевые слова и перескажите текст.

Travelling by Plane

No wonder that one of the latest means of travelling is travelling by plane. Nowadays people mostly travel by air. It combines both comfort and speed and you will reach the place of destination very quickly. No doubt, travelling by air is the most convenient and comfortable means of travelling. But if you are airsick the flight may seem not so nice to you. Unfortunately sometimes the flights are delayed because of unfavourable weather conditions, and one more inconvenience is jet-lag.

Before boarding the plane you must check in at the airport. Passengers are requested to arrive at the airport one hour before departure time on international flights and half an hour on domestic flights. You must register your tickets, weigh in and register the luggage.

The economy class limitation is 20 kg. First-class passengers are allowed 30 kg. Excess luggage must be paid for. Passengers are permitted, to take only some personal belongings with them into the cabin. These items include handbags, brief-cases or attache cases, umbrellas, coats and souvenirs bought at the tax-free shops at the airport. Each passenger is given a boarding pass to be shown at the departure gate and again to the stewardess when boarding the plane.

Before the plane takes off the stewardess gives you all the information about the flight, the speed and altitude. She asks you to fasten the belts and not to smoke. She will take care of you during the flight and will help you to get comfortable in your seat. Inside the cabins the air is always fresh and warm. The captain will welcome you on board, tell you all about the flight and the interesting places you are flying over. During the flight you can take a nap or have a chat, you can read and relax. In some planes you can watch video or listen to the music.

When the plane is landing or taking off you have an opportunity to enjoy the wonderful scenery and landscapes. While travelling by plane you fly past various villages and cities at the sight of which realize how majestic and tremendous our planet is. Do not forget your personal belongings when leaving the plane.

Landing formalities and customs regulation are about the same in-all countries. While still onboard the plane the passenger is given an arrival card to fill in, he fills in (in block letters) his name in full, country of residence, permanent address, purpose and length of visit; and address in the country he is visiting. After the passenger has disembarked, officials will examine (check) his passport and visa (to see if they are in order).

In some countries they will check the passenger's certificate of vaccination. When these formalities have been completed the passenger goes to the Customs for an examination of his luggage. The passenger is required to fill in a customs declaration form. He must list all dutiable articles. Personal belongings may be brought in duty-free.

Here is a partial list of prohibited articles: firearms, drugs, in some countries — meat products, fresh fruit and vegetables. The Customs inspector may ask you to open your bags for inspection. After you are through with all customs formalities he will put a stamp on each piece of luggage.

The weather

What is the weather like in.....?

It istoday

What is the temperature ?

The temperature isdegrees above/below zero.

Weather



sunny



cloudy



rainy



snowy



foggy



tornado



windy



hot



cold



lightning



warm



chilly



"What's the weather like?"



"It's sunny."

WHAT IS THE WEATHER LIKE IN ?



1. What is the weather like in Madrid?
.....



2. What is the weather like in Beijing?
.....



3. What is the weather like in Paris?
.....



4. What is the weather like in Berlin?
.....



5. What is the weather like in Warsaw?
.....



6. What is the weather like in Brasilia?
.....



7. What is the weather like in Rome?
.....



8. What is the weather like in Bern?
.....



9. What is the weather like in Dublin?
.....

Достопримечательности Москвы

5) Прочитайте и переведите тексты по теме «Достопримечательности». Выпишите достопримечательности в таблицу, опишите их и перескажите текст.

Cultural Life in Moscow Arts. Museums and Libraries

Moscow has long been a centre of Russian and world culture. The Bolshoi Theatre presents operas and ballets. The Bolshoi Ballet has become internationally known and admired. Dancers from all over the country are trained at the Bolshoi Theatres school.

The Moscow State Symphony and other orchestras perform at the Tchaikovsky Concert Hall in Moscow. The city also features a number of famous drama theatres, including the Maly and Moscow Art theatres.

Moscow has about 75 museums and many art galleries. The State Historical Museum attracts many students of Russian history.

The Central Museum of the Revolution has exhibits on the Russian Revolution. Dazzling treasures that belonged to the czars are displayed in the Armoury Museum in the Kremlin.

The Tretyakov Gallery contains a collection of traditional art. The Russian National Exhibition Centre highlights science and technology.

Over 1,200 main libraries operate in Moscow. The Russian State Library is the largest library in Russia, and it ranks as one of the largest libraries in the world.

Famous Landmarks: the Centre

Red Square lies just outside the Kremlin walls. This large plaza, about 1/4 mile (0.4 kilometre) long, took its name in Russian from an old word meaning both beautiful and red.

Huge military and civilian parades were held in Red Square in order to celebrate various special occasions.

Opposite the Kremlin on Red Square is GUM, the country's largest department store. It was completed in the early 1890's and remodelled in 1953. The initials GUM come from three Russian words that mean State Department Store.

St. Basil's Cathedral — a Russian church famous for its many colourful, onion-shaped domes — is also on Red Square. Originally built over 400 years ago to honour several military conquests, this building is now part of the State Historical Museum.

The Russia Hotel, one of the world's largest hotels, is near Red Square.

The Russian Parliament building, where Russians Supreme Soviet meets, lies west of the Kremlin.

Практические занятия 95-104.

Россия, ее национальные символы, государственное и политическое устройство.

Цели:

1.	Россия. Географическое положение, природно-климатические условия. Население. Формирование лексических навыков по теме. Развитие умений говорения и чтения. Воспитание чувства патриотизма, любви к родному краю.
2.	Государственно-политическое устройство России. Условные предложения 1-го типа. Развитие умений письма и МР. Активизация лексического материала.

3.	Национальные символы России.Расширение тематического запаса. Развитие умений говорения и перевода.
4.	Экономическое развитие России. Условные предложения 2-го типа. Развитие умений смыслового чтения и письменной речи.
5.	Культура и история России. Развитие умений аудирования, чтения и МР. Формирование грамматических навыков.
6.	Искусство России. Развитие умений смыслового чтения. Совершенствование навыков МР и аудирования.
7.	Праздники и традиции, обычаи, наука и образование в России. Условные предложения 3-го типа. Развитие умений ДР, аудирования. Развитие грамматических умений.
8.	Москва – столица нашей Родины. История, достопримечательности. Самостоятельная работа с текстами.Совершенствование навыков работы со словарем и справочными материалами.
9.	Условные предложения смешанного типа. Повторение и закрепление изученного материала. Развитие умений письменной речи.
10.	Итоговый урок по теме. Зачет. Контроль лексико-грамматических умений и МР.

Цель работы: активизировать лексику по теме в разных видах деятельности: чтение, аудирование, говорение.

Оборудование: раздаточный материал, видеопроектор, учебники, словари.

Информационное обеспечение

Основные источники:

Агабекян И.П. Английский язык: учебное пособие для СПО. Ростов на/Д.: Феникс, 2015

Дополнительные источники:

Мюллер В.К. Англо-русский и русско-английский словарь / В.К. Мюллер. - М.: Эксмо, 2016.

Время выполнения – 2 часа

Выполнение заданий.

Содержание учебного материала:

1) Переведите предложения по теме «Россия. Географическое положение, природно-климатические условия». Ответьте на вопросы.

Russia

1). Russia is one of the largest countries in the world. 2). It occupies about one seventh part of dry land. 3). The vast territory of Russia lies in the Eastern part of Europe and in the northern part of Asia. 4). Its total area is over 17 million square kilometres.5). Russia is washed by twelve seas and three oceans: the Atlantic, the Arctic, the Pacific. 6). The northern and eastern coasts of Russia are washed by the White Sea, the Barents Sea and the Okhotsk Sea.7). The land of Russia varies a lot from heavy forests to barren deserts, from high peaked mountains to deep valleys. 8). Russia is located on two plains: the Great Russian Plain and the West Siberian Plain. 9). The Urals is the longest mountain chain. 10). It separates Europe from Asia.11). There are various types of climate on the territory of Russia. 12). In the south the temperature is usually above zero all year round. 13). The climate of Siberia is continental: summers are hot and dry, winters

are very cold.14). Russia is a land of long rivers and deep lakes. 15). The Volga River is the longest river in Europe (3690 km). 16). It runs into the Caspian Sea, which is in reality, the largest lake in the world. 17). The Baikal is the deepest lake in the world.18). Russia is rich in natural resources. 19). It has deposits of coal, oil, natural gas, iron ore, gold, nickel, etc.20). Russia borders on fourteen countries, including the former Republics of the USSR, which are now independent states.21). The population of Russia is about 150 million people.22). Now Russia (the Russian Federative Republic) is a Presidential Republic. 23). Today the state symbol of Russia is a three coloured banner. 24). It has three horizontal stripes: white, blue and red. 25). The white stripe symbolizes the earth, the blue one stands for the sky, and the red one symbolizes liberty. 26). A new national emblem is a two-headed eagle. 27). It is the most ancient symbol of Russia.28). Russia has always played an important role in the world. 29). It is one of the leading Powers.

Россия

Questions:

1. Where were you born?
2. Where is Russia situated?
3. What kind of climate is there in the country?
4. Is Russia a very rich country? Give your reasons.
5. What countries does the Russian Federation border on?
6. What kind of state is Russia now?

1) Moscow is the capital of Russia. 2) It is the largest city in our country and one of the largest cities in the world. 3) More than 8 million people live there. 4) Besides, every day about one million people come to Moscow from all over Russia and other countries. 5) Moscow was founded more than 800 years ago by Yuri Dolgoruki. 6) Our capital is situated on the banks of the Moscow River. 7) It is a main political, economic and cultural centre of our country. 8) Moscow is the seat of our Government. 9) Here numerous state and government offices are located. 10) The President of Russia lives and works in Moscow.

The heart of Moscow is Red Square. 12) Here you can see the most beautiful masterpieces of Russian architecture - the Kremlin and St. Basil's Cathedral. 13) They attract lots of tourists. 14). Thousands of visitors enjoy the Tsar-Bell and the Tsar-Cannon, the Bell Tower of Ivan the Great, churches and museums of the Kremlin. 15) Moscow is the city of highly developed industry. 16) It has numerous modern enterprises, mostly engineering and metalworking plants. 17) They produce machine tools, motor cars, transformers, electric motors, TV sets, watches, etc. 18) Moscow is also a centre of the chemical industry. 19) Moscow is the port of five seas. 20) Four airports connect it with other parts of our country and many other countries. 21) There are nine railway stations in Moscow.

Moscow can be called a city of students. 23) There are a great number of schools, gymnasiums, lyceums, colleges, institutes and universities there.

Moscow is also an important cultural centre. 25) Worldwide-known theatres (the Bolshoi Theatre, the Maly Theatre, the Moscow Art Theatre, the Theatre in Taganka and many others), museums and art galleries (the Pushkin Museum of

Fine Arts, the Tretyakov Gallery, etc.), exhibition halls are situated there. 26) Moscow is very beautiful. 27) Plenty of green parks, large squares and wide streets make Moscow very attractive.

Questions:

1. Who founded Moscow?
2. When did Moscow become the capital of the principality of Moscovia?
3. How was Moscow becoming the political and religious centre of Russia?
4. When did Moscow become the most powerful of the Russian city-states?
5. Why was Moscow declared the Third Rome and true heir of Christianity in 1453?
6. Who was the first Tsar of All Russia?
7. Why did Moscow become the main target of Napoleon's attack?
8. When had the city been completely restored after the great fire?
9. What is the population of the city now?
10. How many museums are there in Moscow?

Vocabulary:

to found — основывать, учреждать
yoke — иго
principality — княжество
Grand Prince — Великий князь
to force — заставлять, принуждать
to declare — объявлять
the Third Rome — Третий Рим

heir — наследник
to crown — короновать
target — цель, мишень
to destroy — разрушать
to restore — восстанавливать
unique — уникальный
to include — включать

Dialogue:

- Have you ever been to Moscow?
- Yes, I have. It goes without saying, I was greatly impressed by the city. But still I am very fond of St. Petersburg. I was there some time ago. I believe it is one of the most beautiful cities in the world.
- What is it famous for?
- Well, of course, it's famous for its museums. In fact, it is a museum in itself, which is situated on the banks of the Neva river. I was impressed by lots of bridges. They say there are more than 350 bridges in St. Petersburg.
- What monuments there attract tourists?
- First of all, the monument of Peter the First - the Bronze Horseman is widely known. It is the monument to the founder of the city.
- And when was the city founded?
- In 1703, by Peter the Great.
- What other places of interest are worth visiting?
- Well, first comes the Winter Palace, Palace Square, then there are Peter-and-Paul Fortress, the Rostral Columns, Saint Isaac's Cathedral and many others.

Russian cities

Teacher: You are right. We shall speak about the main cities of Russia.

Teacher: But first let's revise the words	Students:
Памятник	Monument
Музей	Museum
Собор	Cathedral
Кремль	The Kremlin
Архитектура	Architecture
Располагается	Is located
Находится	is situated
Был основан	Was founded
Был разрушен	Was destroyed, was ruined
Был восстановлен	Was restored
Был отстроен	Was rebuilt
Известен	Is known
Знаменит	Is famous for
Назван в честь	Is named after

Teacher: Now students, let's revise numbers and dates. I will say numbers, you will write them in your copybooks and then we'll check:

12, 25, 37, 43, 56, 68, 79, 81, 94

126, 345, 567, 689, 953

456,856; 347,259

1944, 1244, 1765, 1870

Teacher: Well done.

Teacher: And finally, we'll revise the questions

Students: Possible answers

• Когда этот город был основан?	• When was this city founded?
• Где этот город располагается?	• Where is this city situated?
• Много ли в этом городе памятников?	• Are there many monuments in this city?
• Чем знаменит этот город?	• What is this city famous for?
• Есть ли в этом городе музеи?	• Are there any museums in this city?

Kazan is the capital and largest city of the Republic of Tatarstan, Russia. Kazan is one of the largest industrial and financial centers of Russia, and a leading city of the Volga economic region in construction and accumulated investment. With a population of 1,143,535, it is the eighth most populous city in Russia. Kazan lies at the confluence of the Volga and Kazanka Rivers in European Russia.

Kazan is a big river port. Without its river, Kazan would never have become the great city that it is today. Through rivers and canals Kazan is linked with the Caspian Sea, the Sea of Azov, the Black, the Baltic and the White Seas.

In April 2009, the Russian Patent Office granted Kazan the right to brand itself as the "Third Capital" of Russia. In 2009 it was chosen as the "Sports capital of Russia". The city hosted the 2013 Summer Universiade, 2014 World Fencing Championships, the 2015 World Aquatics Championships, and one of the host cities for the 2018 FIFA World Cup.

The landscape of Kazan is picturesque: all its districts overlook the Volga and the Kazanka rivers with their lovely beaches. Kazan is a beautiful city. It has its architectural face. All historical and architectural monuments are preserved and treasured. The most ancient of them is the Kremlin. The Kremlin is a masterpiece of architectural grace and beauty. Elegant Suyumbeki Tower is one of the oldest monuments on the territory of this majestic architectural ensemble. It attracts attention with its simplicity and harmony of all its parts. Major monuments in the kremlin are the five-domed six-columned Annunciation Cathedral (1561–62) and the mysterious leaning Soyembika Tower, named after the last queen of Kazan and regarded as the city's most conspicuous landmark; the Qol-Şarif mosque. The Kremlin was declared a World Heritage Site in 2000.

Kazan is a big industrial centre. Modern helicopters, planes and machine tools, medical and optical equipment, synthetic rubber, chemical products and footwear are made at the city's enterprises.

This city is, no doubt, one of the largest scientific and cultural centres on the river Volga. Kazan is the seat of the Academy of Sciences with its numerous laboratories and research institutes, the home of the University and about 20 higher educational institutions.

Saint Petersburg is the second largest city in Russia, with 5 million inhabitants. It is located on the Neva River the head of the Gulf of Finland on the Baltic Sea. It was named Saint Petersburg in 1703. In 1914 the name of the city was changed from Saint Petersburg to Petrograd, in 1924 to Leningrad, and in 1991, back to Saint Petersburg.

Tsar Peter the Great founded Saint Petersburg on May 27 1703. Between 1713–1728 and 1732–1918 Saint Petersburg functioned as the imperial capital of Russia. In 1918 the central government bodies moved from Saint Petersburg (then named Petrograd) to Moscow. Saint Petersburg is a major European cultural center, and also an important Russian port on the Baltic Sea.

During World War II, German forces besieged Leningrad. The siege lasted 872 days, from September 1941 to January 1944. The Siege of Leningrad proved one of the longest, most destructive, and most lethal sieges of a major city in modern history.

Saint Petersburg is often described as the most Westernized city of Russia, as well as its cultural capital. It is the northernmost city in the world with a population of over one million. The Historic Centre of Saint Petersburg and Related Groups of Monuments constitute a UNESCO World Heritage Site.

The city has 221 museums, 2000 libraries, more than 80 theaters, 100 concert organizations, 45 galleries and exhibition halls, 62 cinemas and around 80 other cultural establishments. Every year the city hosts around 100 festivals and

various competitions of art and culture, including more than 50 international ones. Saint Petersburg is home to more than two hundred museums, many of them hosted in historic buildings.

The largest of the museums is the Hermitage Museum, featuring interiors of the former imperial residence and a vast collection of art. The apartments of some famous Petersburgers, including Alexander Pushkin, Fyodor Dostoyevsky, Nikolai Rimsky-Korsakov, Feodor Chaliapin, Alexander Blok, Vladimir Nabokov, Anna Akhmatova, Mikhail Zoshchenko, Joseph Brodsky, as well as some palace and park ensembles of the southern suburbs and notable architectural monuments such as St. Isaac's Cathedral, have also been turned into public museums.

The Kunstkamera, with its collection established in 1714 by Peter the Great to collect curiosities from all over the world, is sometimes considered the first museum in Russia, which has evolved into the present-day Peter the Great Museum of Anthropology and Ethnography.

Прочитайте диалог ,составьте диалог по теме «Знаменитые люди России».


Outstanding Personalities in Russia.

Outstanding personalities in Russia The names of many Russian scientists and inventors are known in all parts of the world. The contribution of many Russian biologists, physicists, chemists, physiologists etc. to the development of international science is really great. The names of Lomonosov, Mendeleev, Sechenov, Popov, Tsiolkovski, Korolev, Pavlov, Sakharov are internationally acclaimed. There are very many branches of science where the Russian inventors and scientist have made great discoveries bringing the mankind to the whole new level of its development..



The first university in Russia was found by the first Russian philosopher of nature (natural scientist), historian, painter and literary figure at once. His name was Lomonosov. He has written many scientific works on different topics: on history, physics, astronomy, biology, geology, philology, chemistry, mineralogy. He also was a very important statesman.

The Russian scientist Mendeleev discovered the Periodic Table of the Elements. It became the basic law for future discoveries in chemistry. In 1895 the Russian scientist Popov invented the radio. The names of such great Russian physiologists as Sechenov and Pavlov are known worldwide.



Русский ученый Менделеев открыл периодическую таблицу элементов. Она стала основой для будущих химических открытий. В 1895 русский ученый Попов изобрел радио. Имена таких русских физиологов, как Сеченов и Павлов, широко известны во всем мире.

The scientific theory of space flights was worked out by the Russian scientist Tsiolkovski. He also called into being a new research field – astronautic science (star navigation).

Итоговый урок по теме.

Практическое занятие 105-116 **Великобритания**

Цель работы: активизировать лексику по теме в разных видах деятельности: чтение, аудирование, говорение.

Оборудование: раздаточный материал, видеопроектор, учебники, словари.

Информационное обеспечение

Основные источники:

Агабекян И.П. Английский язык: учебное пособие для СПО. Ростов на/Д.: Феникс, 2015

Дополнительные источники:

Мюллер В.К. Англо-русский и русско-английский словарь / В.К. Мюллер. - М.: Эксмо, 2016.

Время выполнения – 2 часа

Выполнение заданий.

Запиши и выучи слова и выражения.

- | | |
|---------------------------------------|---|
| 1. British Isles — Британские острова | 13. plain — равнина |
| 2. chamber — палата | 14. population — население |
| 3. chemical — химический | 15. ruling — правящий |
| 4. climate — климат | 16. shipbuilding — кораблестроение |
| 5. density — плотность | 17. surface — поверхность |
| 6. government — правительство | 18. textile — текстильная |
| 7. high — высокий | 19. to be situated — быть расположенным |
| 8. industry — промышленность | 20. to develop — развивать |
| 9. lake — озеро | 21. to export — экспортировать |
| 10. land — земля, страна | 22. to occupy — занимать |
| 11. low — низкий | 23. to produce — производить |
| 12. mild — мягкий | 24. vast — огромный |

Прочитай и переведи текст

The United Kingdom of Great Britain and Northern Ireland

The United Kingdom of Great Britain and Northern Ireland is situated on the British Isles – a large group of islands lying off the northwestern coast of Europe and separated from the continent by the English Channel and the Strait of Dover in the south and the North Sea in the east. The British Isles consist of two large islands – Great Britain and Ireland – separated by the Irish Sea, and many small islands. Historically the territory of the United Kingdom is divided into four parts: England, Scotland, Wales and Northern Ireland. The total area of the United Kingdom is 244 square kilometers.

The territory of Great Britain can be divided into three natural regions:

- 1) Scotland with highland and upland relief and coniferous and mixed forests;
- 2) Wales and mountainous England with upland considerably cut by ravines and valleys and covered with meadows, moorland and cultivated farmland, with patches of broadleaf forest;
- 3) South-east England with plain landscape, fertile soils, the predominance of cultivated farmland, with patches of broadleaf forest.

Great Britain is situated in the temperate zone of Europe. The nature of Great Britain is greatly affected by the sea: there is no place situated more than 100-120 km from the seashore, in the northern parts only 40-60 km.

Great Britain enjoys the humid and mild marine West-Coast climate with warm winters and cool summers and a lot of rainfall throughout the year. As to temperature, Great Britain has warmer winters than any other district in the same latitude. It is due in large measure to the prevalence of mild south-west winds. Another factor is the Gulf Stream, which flows from the Gulf of Mexico and brings much warmth from the equatorial regions to northwestern Europe.

The rivers of Britain are short; their direction and character are determined by the position of the mountains. British rivers are not navigable for ocean ships, but they form deep estuaries. Most of the large ports of Great Britain are situated in the estuaries. The most important rivers are the Severn, the Thames, the Tyne and the Trent.

The United Kingdom was the first country in the world, which became highly industrialized. Until recent times, Britain's heavy industry was mainly concentrated in the centre of England and in the London region. Such towns as Birmingham, Coventry and Sheffield produced heavy machines, railway carriages and motorcars. In the 20th century new branches of industry appeared: electronics, radio, chemical industry and others.

Great Britain produces a lot of wool. Sheep farming, cattle farming and dairy farming are also important branches of Britain's economy. The south of England is often called the "Garden of England", because there are many gardens and orchards there.

Из ряда данных слов выберите одно, по какому-либо признаку не сочетающееся с остальными.

- 1) England, Wales, Northern Ireland, Strait of Dover.
- 2) Meadow, landscape, moorland, valley.
- 3) Short, large, warm, highly, cold.
- 4) Sea, Gulf Stream, island, Gulf of Mexico, river, estuary, ocean.
- 5) Heavy machine, railway carriage, motorcar, wool, fertile soils.

Ответьте на следующие вопросы:

- 1) Where is the United Kingdom of Great Britain and Northern Ireland situated?
- 2) Which waters separate the British Isles from the continent of Europe?
- 3) What natural zone is the United Kingdom situated in?
- 4) What climate does Great Britain enjoy?

5) Why does Great Britain have warmer winters than any other district in the same latitude?

6) Which are the most important rivers in Great Britain?

7) Why aren't British rivers navigable for ocean ships?

8) What branches of industry appeared in Great Britain in the 20th century?

9) What industry is mostly developed in Great Britain?

10) Why is the south of England often called the "Garden of England"?

Используя материал текста и известную вам дополнительную информацию, расскажите о преимуществах и недостатках проживания в Великобритании.

Подведение итогов работы, оценивание

Практическое занятие Лондон.

Цель работы: активизировать лексику по теме в разных видах деятельности: чтение, аудирование, говорение.

Оборудование: раздаточный материал, видеопроектор, учебники, словари.

Информационное обеспечение

Основные источники:

Агабекян И.П. Английский язык: учебное пособие для СПО. Ростов на/Д.: Феникс, 2015

Дополнительные источники:

Мюллер В.К. Англо-русский и русско-английский словарь / В.К. Мюллер. - М.: Эксмо, 2016.

Время выполнения – 2 часа

Выполнение заданий.

Прочитать и перевести текст

LONDON

London is the capital of Great Britain, its political, economic and commercial centre. It is one of the largest cities in the world and the largest city in Europe. Its population is about 8 million.

London is situated on the river Thames. The city is very old. It has more than 20 centuries old history. It is divided into several parts- the City, Westminster, the West End and the East. End. They are very different from each other.

The City is the oldest part of London, its financial and business centre. Numerous banks, offices and firms are here. Few people live in the City but over a million come to work here. There are two places of interest in the City: St. Paul's Cathedral and the Tower of London. St. Paul's Cathedral was built in the 17th century. The Tower of London was built in the 15th century. It was used as a fortress, a palace and a prison. Now it is a museum.

Westminster is the official part of London. There are Buckingham Palace where the Queen lives and the Houses of Parliament along the north bank of the Thames.

The clock tower of the Houses of Parliament is famous for its big hour bell known as «Big Ben». Westminster Abbey is the place where the coronation of kings and queens has taken place. Many of them are buried here as well as some other famous people of the country.

The West End is the richest and most beautiful part of London. The best hotels, restaurants, shops, clubs, parks and houses are situated there. There are many tourists there from different countries of the world.

Trafalgar Square is the geographical centre of London; it was named in the memory of Admiral Nelson's victory in the battle of Trafalgar in 1805. The tall Nelson's Column stands in the middle of the square.

The East End is an industrial district of London. There are many factories there. Working class families populate the region.

Ответить на вопросы

- | | |
|--|---|
| 1. What is the capital of Great Britain? | 7. What places of interest does Westminster include? |
| 2. Is London a big city? | 8. Who was buried in Westminster Abbey? |
| 3. What is London's population? | 9. What is the West End famous for? |
| 4. On what river does London stand? | 10. Why is the central square in London named Trafalgar Square? |
| 5. Into what parts is London divided? | 11. Who lives in the East End? |
| 6. Why is called the City the business centre of London? | |

Выполните тест

Вставьте соответствующие слова по теме «Осмотр достопримечательностей в Лондоне»:

1. London is the ... of Great Britain.
a) country b) capital c) region
2. The ... is the business and commercial heart of London.
a) City b) Town c) Country
3. ... is in the centre of the City.
a) Westminster Abbey b) Whitehall c) St. Paul's Cathedral
- 4.... is the street in London where many of the British government offices are situated.
a) Trafalgar Square b) Houses of Parliament c) Whitehall
- 5.... is a square in the centre of London. It is the place where mass meetings and demonstrations are held.
a) Treasury b) Trafalgar Square c) Piccadilly Circus
6. ... is a square in the central part of London.
a) Trafalgar Square b) Piccadilly Circus c) Thames
7. There is the ... in Trafalgar Square.
a) Nelson's Column b) National Gallery c) Cenotaph
8. ... is a monument in London put up in memory of the people killed in the first world war.
a) Cenotaph b) the City c) Nelson's Column
9. ... is a group of ancient buildings.
a) Trafalgar Square b) Tower of London c) Bank of England
- 10.... has been the scene of coronations for centuries.

a) Stock Exchange b) Houses of Parliament c) Westminster Abbey

11. The Prime Minister's residence is in

a) Big Ben b) Downing Street c) British Museum

Подведение итогов работы, оценивание

Практическое занятие Достопримечательности Лондона.

Цель работы: активизировать лексику по теме в разных видах деятельности: чтение, аудирование, говорение.

Оборудование: раздаточный материал, видеопроектор, учебники, словари.

Информационное обеспечение

Основные источники:

Агабекян И.П. Английский язык: учебное пособие для СПО. Ростов на/Д.: Феникс, 2015

Дополнительные источники:

Мюллер В.К. Англо-русский и русско-английский словарь / В.К. Мюллер. – М.: Эксмо, 2016.

Время выполнения – 2 часа

Найти русский эквивалент

residence	гостиница
prison	дворец
populated	колокольня
palace	крепость
official	многочисленный
numerous	населено
memory	официальный
hotel	память
fortress	плотно
densely	резиденция
clock tower	собор
centre	столица
cathedral	тюрьма
capital	центр

Прочитать и перевести текст

Buckingham palace

Buckingham palace is the official London residence of Her Majesty the Queen and as such is one of the best-known and most potent symbols of the British monarchy. Yet it has been a royal residence for only just over two hundred and thirty years and a palace for much less; and its name, known the world over, is owed not to a monarch but to an English Duke.

Buckingham House was built for John, first Duke of Buckingham, between 1702 and 1705. It was sold to the Crown in 1762. Surprisingly, since it was a large house in a commanding position, it was never intended to be the principal residence of the monarch.

Although King George III modernized and enlarged the house considerably in the 1760s and 1770s, the transformations that give the building its present

palatial character were carried out for King George IV by Nash in the 1820s, by Edward Blore for King William IV and Queen Victoria in the 1830s and 40s and by James Penne Thorne in the 1850s.

In the reign of King Edward VII, much of the present white and gold decoration was substituted for the richly colored 19th century schemes of Nash and Blore; and in the 1920s, Queen Mary used the firm of White Allom to redecorate a number of rooms.

The rooms open to visitors are used principally for official entertainment. These include Receptions and State Banquets, and it is on such occasions, when the rooms are filled with flowers and thronged with formally dressed guests and liveried servants, that the Palace is seen at its most splendid and imposing. However, of course the Palace is also far more than just the London home of the Royal Family and a place of lavish entertainment. It has become the administrative centre of the monarchy where, among a multitude of engagements, Her Majesty receives foreign Heads of State, Commonwealth leaders and representatives of the Diplomatic Corps and conducts Investitures, and where the majority of the Royal Household, consisting of six main Departments and a staff of about three hundred people, has their offices.

Просмотри список достопримечательностей и укажи, какие из них находятся в Лондоне.

Westminster Abbey	Regent Park
Arbat Street	Tverskaya Street
the Kremlin	Tower Bridge
the Houses of Parliament	the Tretyakov Gallery
Spasskaya Tower	St. Paul's Cathedral
the White Tower	Gagarin Square
the Pushkin Museum	Novodevichi Monastery
Red Square	Buckingham Palace
the Bloody Tower	Gorky Park
Trafalgar Square	Madam Tussaud's Museum

Прочитай и назови интересные места в Лондоне

1. You can see it from the river Thames. It is very old. This place has a long and cruel history. It is not just one building. It has a history of blood – the blood of men, women and children. Now the Kings and the Queens of Britain do not live there.

2. They stand beside the river Thames. You can also see them from Westminster Abbey. The country's leaders speak at this place. The famous clock Big Ben stands near them.

3. It is a place where different meetings take place. In the middle of this square, there is Nelson Column.

4. It is a symbol of England. It is not far from the Houses of Parliament. The legend says that St Peter himself founded it. We know that King Edward built it in 1065. The coronation of all British Kings and Queens takes place there. Some famous people are also buried here.

Правильны следующие высказывания

1. London is far from the river Thames.
2. Most London parks are free.
3. London is a very old city.
4. London Zoo is a famous London theatre.
5. Nelson's Column is in Trafalgar Square.
6. London Zoo is in the Tower of London.
7. Tower Bridge is the only bridge in London.
8. The Tower of London is a residence of the British Queen.

Подведение итогов работы, оценивание

Практическое занятие. Политическая система Англии.

Цель работы: активизировать лексику по теме в разных видах деятельности: чтение, аудирование, говорение.

Оборудование: раздаточный материал, видеопроектор, учебники, словари.

Информационное обеспечение

Основные источники:

Агабекян И.П. Английский язык: учебное пособие для СПО. Ростов на/Д.: Феникс, 2015

Дополнительные источники:

Мюллер В.К. Англо-русский и русско-английский словарь / В.К. Мюллер. – М.: Эксмо, 2016.

Время выполнения – 2 часа

Прочитать и перевести текст

Political System of Great Britain

Great Britain is a parliamentary monarchy. There are two heads in the country. One is the Queen, and the other is the Parliament. Almost all the power belongs to the Parliament, as the Queen is only a formal ruler of the country. In other words, Queen Elizabeth II is the head of the state but the Parliament has the supreme authority. An interesting fact is that Great Britain does not have any written constitution, but has only a set of laws made by the Parliament. Official residence of the Queen is Buckingham Palace, in London. However, she has also some other residences in Britain. The Parliament has two chambers: the House of Lords and the House of commons. The most important and powerful one is the House of Commons, which contains of 650 members. There are also a number of important political parties in Britain, such as the Conservative Party, the Labor Party, the Liberal Party, the Social Democratic Party and others. Each political party has its leader, who takes part in elections. The one who wins becomes an MP

(Member of Parliament). The party that holds the majority of seats in the Parliament usually forms the Government, with the Prime Minister at the head. The House of Lords consists of nearly 1200 peers. The head of the House of Lords is the Lord Chancellor. This House has no real power. The interesting fact about the House of Lords is that it is a hereditary chamber.

The system of political parties in the UK appeared in the 17th century. At first, there were two parties. Tory (the party that supported the King) and Whigs (who supported the Parliament). The word "Tory" means "an Irish robber». A "Whig" was a Scottish preacher who could preach moralizing sermons for several hours.


Now the main British political parties are the Conservative Party the Labor Party the Party of Liberal Democrats. Since 1945, two political parties constantly represent the British Government: Conservative (who are called "Tory" by their opponents) and Labor (called "Whigs").

In 1988, the Liberal Party made an alliance with Social Democrats and the Party of Liberal Democrats was formed.

ОТВЕТИТЬ НА ВОПРОСЫ

1. What form of Government is there in Britain?
2. What are the organs of the British Government?
3. What elements does the British Parliament consist of?
4. What is the legislature?
5. What does the executive consists of?
6. Where does the Government derive its authority?
7. How often must a general election be held?
8. Who becomes leader of the Opposition?
9. Is the British Constitution peculiar?

Заполните кроссворд



1. This Palace is the London home of the Queen.
2. There is the London Zoo in this park.
3. It is one of the famous clocks in the world.
4. It is a Royal Church.
5. It was a fortress, a Royal palace, and it is a museum now.
6. This garden is a tourist shopping centre.
7. The widest river in Great Britain.
8. The modern centre of London.

9. The longest river in Great Britain.

Выполните тест

1. Put the countries in the order according to their territory, from the smallest to the biggest.

a) Scotland b) Wales c) England d) Northern Ireland

2. Match the country and its capital.

1) England	a) Cardiff
2) Scotland	b) Edinburgh
3) Wales	c) London
4) Northern Ireland	d) Belfast

3. Match the country and its symbol.

1) England	a) a shamrock
2) Scotland	b) a daffodil
3) Wales	c) a rose
4) Northern Ireland	d) a thistle

4. Which country has the biggest population?

a) England b) Wales c) N. Ireland d) Scotland

5. Where is the home of the British queen?

a) The Tower of London b) Westminster Abbey c) Buckingham Palace

6. What is the national musical instrument in Scotland?

a) the violin b) the bagpipes c) the guitar

7. Where is the lake Loch Ness situated?

a) Scotland b) England c) Wales

8. What is Eisteddfod?

a) a musicians and writers competition b) a sports competition c) a culinary competition

9. Say where in York you can:

1) see the famous colored glass windows
2) find out (узнать) about the history of York
3) see Viking ice-skates
4) find out about the trains of the future
5) go on a ghost walk at night

a) the York city walls b) York Cathedral c) the National Railway Museum d) the Jorvik Viking Centre e) Clifford's Tower f) Yorkshire Museum

10. Say where in Bath you can:

1) see the first stamp in the world
2) buy a book on the history of fashion
3) enjoy tea with a famous bun
4) go on a river trip
5) drink water from the spring

a) the Roman Baths b) Sally Lunn's House c) the Bath Boating Station d) the Museum of Costume e) Bath Postal Museum f) Victoria Park

11. Say true or false.

1) 350 million people speak English worldwide.

- 2) Big Ben is the name of the big bell in the clock tower of the Houses of Parliament.
- 3) There is a museum about Sherlock Holmes in York.
- 4) 5 million people live in Scotland.
- 5) Belfast in Northern Ireland is the oldest capital in the world.
- 6) Queen Elizabeth II son, Charles, is Prince of Scotland.

Подведение итогов работы, оценивание

Практическое занятие Соединенные штаты Америки

Цель работы: активизировать лексику по теме в разных видах деятельности: чтение, аудирование, говорение.

Оборудование: раздаточный материал, видеопроектор, учебники, словари, карта США.

Информационное обеспечение

Основные источники:

Агабекян И.П. Английский язык: учебное пособие для СПО. Ростов на/Д.: Феникс, 2015

Дополнительные источники:

Мюллер В.К. Англо-русский и русско-английский словарь / В.К. Мюллер. - М.: Эксмо, 2016.

Время выполнения – 2 часа

Прочитать и перевести

THE UNITED STATES OF AMERICA

The United States of America popularly called "The States". "U.S.A", "The Land of Liberty" is a vast country stretching across the middle of North America. This country, which at one time inhabited by Red Indians, is now the home of "nation of nations".As people from every part of the world have gone to live in this land of wealth and promise. These settlers met, mingled, and worked with great enterprise, and because of their efforts, the United States has become one of the most important countries in the world.

In 1620 the; Pilgrim Fathers, a band of Puritans in England who sought freedom of worship, set forth for America in the sailing-ship Mayflower. Three months after leaving Plymouth Harbor, they reached the shores of what is now called New England, and Founded the America township of Plymouth. Although they often had difficult times with the native Red Indian tribes, the colony soon prospered and more and more settlers joined them. The Indians used a new kind of grain, which the settlers called "Indian corn" (now termed maize) and they ate strange birds called turkeys. On the fourth Thursday of November, the Americans celebrate Thanksgiving Day with a feast of turkey and Indian corn.

A great many emigrants went from European countries to America and thirteen colonies were formed, all of them under English rule. The government in England, however, took little interest in the American colonies, except from the point of view of trade. When the English Parliament ordered certain taxes and laws, the colonists opposed them and it gradually led to war. At first, the colonists

fared badly, but later they rallied and eventually won final victory, under the able leadership of George Washington.

Shortly after the discovery of the New World by Columbus, many Spaniards travelled northward from Mexico and settled along the western coast of America. That is why many places in this area such as San Francisco, Los Angeles, Sacramento, and Santa Barbara have Spanish names. In 1849, the chance discovery of gold brought many people to California and numerous mining towns sprang up in a very short time. "The Golden Gate" (the channel connecting the harbor of San Francisco with the Pacific Ocean) was so called because many of the seekers of the precious yellow metal passed this way to and from the rich gold-fields.

In American cities, men have built huge buildings (skyscrapers) some as many as fifty flats high. The national capital of the United States is Washington and the White House is the home of the President. The famous Statue of Liberty in New York harbor was a gift from France.

While English is the national language of the country, some immigrants have continued the manners, customs, and even tongue of their homeland, and newspapers, in all languages, may be seen in the bookstalls. Here are some common English words, for which the Americans have different names: sweets-candies, shop-store, motor-car-automobile, pavement-sidewalk, petrol-gas, lift-elevator, dustbin, garbage can, holiday-vacation, trousers-pants, waistcoat-vest, and a jug-pitcher. There are also differences in the spelling of certain words: colour-color, honour-honor, programme-program.

The national banner of the United States of America, commonly known as "The Stars and Stripes" or "Old Glory", is a flag bearing 50 stars and 13 stripes. Each star represents a present-day state and each stripe stands for one of the original colonies. The national anthem is the "Star Spangled Banner" and the national emblems are the eagle and the buffalo. The national sport may be said to be baseball.

Отвѣтитъ на вопросы

1. What is a popular name for the United States of America?
2. Who are the natives of the USA?
3. When did the Americans begin to celebrate Thanksgiving Day?
4. Why are the names of some places Spanish?
5. What is the national capital of the United States?
6. What Statue is the symbol of New York and the United States? Whose gift was it?
7. What other languages do the Americans speak?
8. What other big cities of the United States do you know?
9. How many stars are there on the national banner of the United States of America? What does each star represent?
10. What is the national sport in the country?

Решите тест

1. How many states are there in the USA?

- a) 48
- b) 50
- c) 52



2. What is the American flag called?

- a) Union Jack
- b) Union flag
- c) Stars and Stripes

3. When did Christopher Columbus discover America?

- a) in 1492
- b) in 1592
- c) in 1692



4. Which of the following is not a US state?

- a) Alaska
- b) Hawaii
- c) Tahiti

5. When is the birthday of the United States celebrated?

- a) on December, 25th
- b) on July, 4th
- c) on March, 8th

6. Which country is bigger, Canada or America?

- a) Canada
- b) America

The “Big Apple” is popular nickname but for what?

- a) Los Angeles
- b) New York
- c) Chicago



7. Where in the United States can you find the Golden Gate Bridge?

- a) San Francisco
- b) San Diego
- c) New Orleans



9. How often do American people choose a new President?

- a) every 4 years
- b) every 5 years
- c) every 3 years

10. The building in the picture is...

- a) the White House
- b) the Capitol
- c) the Pentagon



Подведение итогов работы, оценивание

1) Разделитесь на две группы. Одна группа работает с текстом по теме «Канада». Другая группа работает с текстом по теме «Политическое

устройство». Составьте план текста, выпишите ключевые слова и перескажите текст.

Canada

Canada is an independent federative state. It is one of the most developed countries.

Canada consists of ten provinces and two territories.

It is situated on the North American continent. In size Canada is the second in the world after Russia. Its area is almost 10 million km².

The capital of Canada is Ottawa, which is situated on the bank of the Ottawa River. It is famous for its beautiful parks. It is also known as the city of bridges.

Canada is very rich in forest, minerals and fur-bearing animals. It holds the first place in the world in the amount of forests. It is rich in the following natural resources: non-ferrous metals, uranium, oil, natural gas, coal.

Canadian industries produce cars, airliners, locomotives, sea vessels, snow-removal machines, and agricultural equipment. The most developed industries are timber, mining, chemical, meat and milk and food industries. Canada grows wheat, barley, flax, potatoes, vegetables and fruit. Fishing is also one of the prosperous industries.

Official languages of Canada are English and French. Nearly 60 percent of the population speak English and 27 percent speak French. The rest speaks other languages, such as Eskimo, Indian, German, Ukrainian and Italian.

Canada is a founding member of the United Nations. It has been active in a number of major UN agencies.

Перевод

2) Выучите новую лексику. Прочитайте текст по теме «Австралия» и ответьте на вопросы.

Australia

Australia is the only country in the world that is also a continent. It is the sixth large country and the smallest continent. Australia lies between the South Pacific Ocean and the Indian Ocean. It is situated about 11 000 km southwest of North America and about 8200 km southeast of mainland Asia. The name of the country comes from Latin word «australis» which mean southern. The country's official name is Commonwealth of Australia.

The Commonwealth of Australia is a federation of states. Australia has six states — New South Wales, Queensland, South Australia, Tasmania, Victoria and Western Australia. Each state has its government. Australia has two territories — the Australian Capital Territory and the Northern Territory. The capital of the country is Canberra.

Australia is a constitutional monarchy like Great Britain. The nation is administered under written constitution. The British monarch, Queen Elizabeth II, is also queen of Australia and country's head of state. But the queen has little power in the Australian government. She serves mainly as a symbol of long historical tie between Great Britain and Australia. Australia is a member of the

Commonwealth of Nations which is an association formed by Britain and some of its former colonies.

Australia is one of the world's developed countries. Australia has modern factories, highly productive mines and farms, and busy cities. It is the world's leading producer of wool and bauxite (the ore from which aluminium is made). It also produces and exports large amounts of other minerals and farm goods. Income from the export enables Australians to have high standard of living. The most important trading partners of Australia are Japan and the United States.

Австралия

Questions:

- | | |
|---|--|
| 1. Where does the Australia lie? | federation — федерация |
| 2. What is the official name of the country? | state — штат |
| 3. What is the capital of the country? | territory — территория |
| 4. Who is the country's head of state? | capital — столица |
| 5. Is there a written constitution in Australia? | government — правительство |
| 6. What are the main products of Australia? | tie — связь |
| 7. What are the most important trade partners of the country? | Commonwealth of Nations — Британское Содружество наций |
| | income — доход |
| | standard of living — уровень жизни |

Vocabulary:

to lie — находиться
to be situated — быть расположенным
mainland — материк
Latin — латинский
Commonwealth of Australia —
Австралийский Союз

Практические занятия 117-124

Научно-технический прогресс

Достижения и инновации в области науки и техники.

Практическое занятие. Изобретатели и изобретения.

Цель работы: активизировать лексику по теме в разных видах деятельности: чтение, аудирование, говорение.

Оборудование: раздаточный материал, видеопроектор, учебники, словари.

Информационное обеспечение

Основные источники:

Агабекян И.П. Английский язык: учебное пособие для СПО. Ростов на/Д.: Феникс, 2015

Дополнительные источники:

Мюллер В.К. Англо-русский и русско-английский словарь / В.К. Мюллер. - М.: Эксмо, 2016.

Время выполнения – 2 часа

Выполнение заданий.

Прочитай и переведи текст

INVENTORS AND THEIR INVENTIONS

1. Shrapnel - kind of an artillery shell. It is named in honor of Henry Shrapnel (1761-1842) - British Army officer.

2. Hugo Schmeisser - a famous German arms designer. He designed automatic rifle StG 44 during the Second World War.

3. Sandwich was named after John Montagu, Earl Sandwich (1718-1792).

4. The saxophone was designed in 1842 by the Belgian Adolphe Sax music master and patented it four years later.

5. "Rubik's Cube" was invented in 1974 by Hungarian sculptor and professor of architecture Erno Rubik.

6. Belgian brothers Émile and Leon Nagant developed Nagant revolver. Nagant revolver was used in many countries at the end of XIX - the middle of the XX century.

7. Mauser K96 - German pistol, designed in 1895. In Russia, Mauser became very popular. Fidel Mauser headed experimental arms factory "Mauser".

8. The American gunsmith Maxim developed Maxim machine gun in 1883. Maxim machine gun was widely used during the Anglo-Boer War, 1899-1902, World War I and World War II.

9. Oliver Winchester - American businessperson. In 1855, he bought firm Smith & Wesson and switched to production of weapons, mostly hunting, which is often called by his name.

10. Whatman paper - white paper. Distinguished by high resistance to abrasion. James Whatman paper manufacturer made it in the middle 1750s in England.

11. An American colonel, a hero of the Civil War Berdan, developed Berdan rifle.

12. Strass - imitation gemstone made of glass, from the name of the inventor, the jeweler Georg Strasse (1701-1773).

13. Walter - a pistol, called by the name of the manufacturer.

14. Browning - gun manufacturing company of the same name, the name of its founder, Belgian gunsmith John Moses Browning (1855-1926).

Заполните таблицу

invention	inventor	profession
1. the ball-point pen		
2. Rolls-Royce car		
3. Pasteurization		
4. waterproof raincoat		
5. the bowlerhat		
6. the pistol with a barrel		
7. the diesel engine		
8. the counter of radioactivity		
9. the telegraphic alphabet		
10. alphabet and font for blind person		

Подведение итогов занятия, оценивание

Практическое занятие: Дмитрий Иванович Менделеев

Цель работы: активизировать лексику по теме в разных видах деятельности: чтение, аудирование, говорение.

D.I. Mendeleev (1834—1907)

Dmitry Ivanovich Mendeleev is a famous Russian chemist. He is best known for his development of the periodic table of the chemical elements. Mendeleev was born in the village of Verkhnie Aremzyani in 1834, near Tobolsk in Siberia. His father was a teacher of fine arts, politics and philosophy and the director of the town gymnasium. Mendeleev attended the Gymnasium in Tobolsk.

He received his secondary education at Tobolsk and then entered the Petersburg Pedagogical Institute. After graduation, he worked as teacher for two years. In 1859, he was sent to study at the University of Heidelberg. Mendeleev returned to St. Petersburg and became Professor of Chemistry at the Technical Institute in 1863. He became Professor of General Chemistry at the University of St. Petersburg in 1866. Mendeleev was a well-known teacher, and, because there was no good textbook in chemistry at that time, he wrote the two-volume "Principles of Chemistry", which became a classic textbook in chemistry. In this book, Mendeleev tried to classify the elements according to their chemical properties. In 1869, he published his first version of his periodic table of elements. In 1871, he published an improved version of the periodic table, in which he left gaps for elements that were not known at that time. His table and theories were proved later when three elements were discovered.

Mendeleev investigated the chemical theory of solution. He found that the best proportion of alcohol and water in vodka is 40%. He also investigated the thermal expansion of liquids and the nature of petroleum. In 1905, Mendeleev was elected a member of the Royal Swedish Academy of Sciences.

In 1893, he became director of the Bureau of Weights and Measures in St. Petersburg and held this position until his death in 1907. The crater Mendeleev on the Moon, as well as element number 101 is named after him. Russian Academy of Sciences yearly awards since 1998 Mendeleev Golden Medal (originally started by USSR Academy of Sciences in 1962) for achievements in chemical science and technology.

Выполните упражнения

Упр. 1. *Think of the possible Russian equivalents*

Periodic table	Periodic law
Chemical symbol	Metric system
Chemical element	Periodicity
Non-metal	Atomic weight
Inert gases	

Упр. 2 *Look through the text again and match the date and the fact*

1907 A famous periodic table appeared
1859 Mendeleev was born
1869 A great scientist died
1893 He finished his work on water and alcohol

1834 Mendeleev lived and worked in Germany
1865 Mendeleev started to develop the principles of metrology

Упр. 3 *Write True (T) or False (F)*

1. Each element has 2 cells in the table.
2. There are 7 periods in the Periodic table.
3. The Periodic table has 8 groups.

4. All the elements are classified as metals and non-metals.

5. There are 108 chemical elements in the table.

Подведение итогов занятия, оценивание

Практическое занятие: Освоение космоса.

For thousands of years man dreamed of flying to the stars. On April 12 every year, the Russian people celebrate Cosmonautics Day in memory of the first space flight in the world, which was made by Russian citizen Yuri Gagarin.

Here are three main dates in the history of space exploration.

October 4 in 1957, the Soviet Union sent the first sputnik in the world into space. The Soviet spacecraft Luna-2 round the Moon in 1959. The same year Luna-3 photographed the far side of the moon. April 12 in 1961 the soviet cosmonaut Yuri Gagarin went into space and makes one orbit round the Earth in his spaceship Vostok-1. Valentina Tereshkova was the first woman-cosmonaut to make a space flight. Aleksey Leonov walked in outer space 1965 "Voskhod-2".

On July 16, 1969 from Cape Canaveral launched the American ship "Apollo -11" with a crew of Neil Armstrong, Michael Collins and Edwin Aldrin. On July 21 in 1969, the American astronauts Armstrong and Alidrin land on the Moon. They remained on the lunar surface for 21 hours and 36 minutes. All time pilot Michael Collins was expecting them to lunar orbit in ship. Neil Armstrong became the first man to walk on the moon. The USA has spent 5 successful expeditions to the moon.

Since Yuri Gagarin's flight, Russian space science and engineering have come a long way. Russian has launched more than 2300 different space ships. Unmanned sputniks are used in the exploration of outer space. It is well known that Russian cosmonauts hold the record for the longest time in space (Sergei Krikalev - 803 days for the six flights).

Space travel - a dangerous and difficult profession. Since the beginning of the era of space, travel in space and in preparation for space flight on Earth killed 22 cosmonauts and astronauts. Their names are: Valentin Bondarenko (USSR) - a member of the first group of cosmonauts (died in the fire for 20 days before Gagarin's flight 1961), Vladimir Komarov (USSR) - "Soyuz-1" (crashed while returning to Earth due to failure of the parachute system 1967), George Dobrovolsky, Viktor Pachaev, Vladislav Volkov (all from the USSR) - "Soyuz-11" (killed while returning to Earth 1971) and others.

Voskhod 2 - Pavel Belyayev, commander and Alexei Leonov, pilot. They spent three days in the forest, until they were found in March 1965.

Переведите письменно

Yuri Alekseyevich Gagarin

He was a Soviet pilot and cosmonaut. He was the first human to journey into space on 12 April 1961. Gagarin became an international celebrity. Yuri Gagarin was born in the village near Gzhatsk on 9 March 1934. His parents worked on a collective farm. His father was a carpenter. Yuri was the third of four children. In 1951, Gagarin graduated from a vocational school in Lyubertsy near Moscow. Yuri Gagarin attended an aero club. Gagarin learned to fly a light aircraft. Then he

entered military flight training at the Orenburg Pilot's School. While there, he met Valentina Goryacheva, whom he married in 1957. They had two daughters. In 1960, Yuri Gagarin was chosen with 19 other pilots for the Soviet space program. On April 12, 1961, Yuri Gagarin flew into space and spent 108 minutes there. It was the first time in history that the Russian spaceship "Vostok" with the man on board was in space. After his flight, he visited many countries and saw millions of people. On 27 March 1968, while on a training flight from Chkalovsky Air Base, he and flight instructor Vladimir Seryogin were tragically killed in a test plane MiG-15 crash.

Подведение итогов занятия, оценивание

Практические занятия 125-136

Практическое занятие Человек и природа, экологические проблемы.


Цель работы: совершенствование коммуникативной компетенции учащихся по теме «Загрязнение окружающей среды».

Время выполнения – 2 часа

Выполнение заданий.

1. Фонетическая зарядка

Flood , Hurricane , Earthquake , Volcano, Tornado, Drought



Match the words and texts. Listen and check your answers.

an earthquake, 2) a hurricane, 3) a tornado, 4) a volcano, 5) a flood, 6) drought

...is a large amount of water which quickly covers a place that is usually dry, land.

... is a sudden shaking of the ground.

... is a severe violent wind or storm.

... is a very violent wind in the form of a funnel of air that spins at great speed across land.

... is a mountain with a hole called a crater in the top. Sometimes lava and gases are released from the crater.

... is a long period of dry weather when there is not enough water.

Экологические проблемы.

Our environment is constantly changing. This is the fact we cannot deny. The way technological progress influences the environment is not the most favourable. Today humanity is facing numerous environmental problems. If we do not pay attention to these problems right now, we may face even bigger natural disasters in the future.

Pollution

Pollution is one of the biggest problems. Plants and motor vehicles are number one pollutants. Their harmful emissions pollute the environment. Oil spills and acid rains make the World Ocean dirty.

Global warming

Global warming is the result of human activity. It is characterized by rising temperatures of the oceans and earth's surface causing rise in sea levels and melting of polar ice cover. Apart from that, floods, desertification and excessive snow are also signs of global warming.

Climate change

Global warming causes the rise of another serious problem, known as climate change. Climate change can lead to the development of other harmful effects in our life, such as occurrence of new diseases and change in seasons.

Deforestation

Today forests cover about 30% of land. Every year this figure decreases more and more. People clear out new territories for residential buildings, new plants and factories. We must realize that deforestation causes the extinction of animals and plants.

Ozone layer depletion

Ozone layer protects our planet from the sun's harmful rays. Due to atmospheric emissions of the so-called CFC's, the ozone layer depletes. This results in occurrence of the holes in the ozone layer.

Today CFC's are banned in many industries. However, we must remember that if this problem is not taken under control, harmful rays of the sun will easily penetrate the atmosphere. The biggest hole in the ozone layer is located above the Antarctic.

Работа с презентацией «Ecological problems».

Подведение итогов работы, оценивание

3) Прочитайте текст по теме «Организации по защите окружающей среды». Ответьте на вопросы. Составьте предложения новыми словами.

Greenpeace

In 1971, motivated by their vision of a green and peaceful world, a small team of activists set sail from Vancouver, Canada, in an old fishing boat. These activists, the founders of Greenpeace, believed a few individuals could make a difference.

Their mission was to «bear witness» to US underground nuclear testing at Amchitka, a tiny island off the West Coast of Alaska, which is one of the world's most earthquake-prone regions. Amchitka was the last refuge for 3000 endangered sea otters, and home to bald eagles, peregrine falcons and other wildlife.

Even though their old boat, was intercepted before it got to Amchitka, the journey sparked a flurry of public interest. The US still detonated the bomb, but the voice of reason had been heard. Nuclear testing on Amchitka ended that same year, and the island was later declared a bird sanctuary.

Today, Greenpeace is an international ecological organization that has 2.8 million supporters worldwide, and national as well as regional offices in 41 countries. Its headquarters are based in Amsterdam, the Netherlands.

Greenpeace is a non-profit organization and nongovernmental. It unites people of different colours living in different continents and speaking different languages. The common mission of this organization is preserving life on the earth in its full variety.

Greenpeace does not accept donations from governments, corporations or political parties but relies on contributions from individual supporters and foundation grants. Greenpeace does not support any political party. Nevertheless, its members carry on a dialogue with all political forces and struggle for approving and passing laws for the welfare of our environment.

As a global organization, Greenpeace focuses on the most crucial worldwide threats to our planet's biodiversity and environment. It campaigns to stop climate change, save the oceans, stop whaling, say no to genetic engineering, stop the nuclear threat, eliminate toxic chemicals.

The goal of Greenpeace is to expose environmental criminals, and to challenge government and corporations when they fail to live up to their mandate to safeguard our environment and our future.

Questions:

1. When did a small team of activists set sail from Vancouver, Canada?
2. Who were the founders of Greenpeace?
3. What was their mission?
4. Who lived at Amchitka?
5. What did the journey spark?
6. Was nuclear testing on Amchitka ended?
7. What was the island declared?
8. What can you say about Greenpeace today?
9. Does Greenpeace have many supporters?
10. Where are its headquarters based?
11. What is the common mission of this organization?
12. What do you know about political activities of Greenpeace?
13. What does Greenpeace focus on?
14. What does it campaign?
15. What is the goal of Greenpeace?

Vocabulary:

- to motivate — побуждать; служить мотивом, причиной
to set sail — отправляться в плавание
fishing boat — рыболовное судно
founder — основатель, основоположник, родоначальник
to bear witness — свидетельствовать, показывать
underground — подземный
nuclear testing — ядерные испытания
tiny -- очень маленький, крошечный
island — остров
earthquake — землетрясение
prone — склонный (к чему-л.), подверженный (чему-л.)
refuge — убежище; прибежище
endangered — находящийся в опасности
otter — выдра
bald eagle — белоголовый орел
peregrine falcon — обыкновенный сокол, сапсан
wildlife — живая природа
to intercept — останавливать, задерживать; отрезать, преградить путь, помешать
to spark — воспалять, зажигать, побуждать
flurry — зд. вспышка или волна возбуждения
to detonate — взрывать(ся), детонировать
to declare — заявлять, объявлять
sanctuary — заказник, заповедник
supporter — приверженец, сторонник
worldwide — во всем мире
headquarters — штаб-квартира
non-profit — неприбыльный; непредназначенный для извлечения прибыли, не доходный
to unite — объединять, соединять
to preserve — сохранять, сберегать
to rely — полагаться, надеяться;
contribution — вклад
to carry on a dialogue — вести диалог
to approve — одобрять; утверждать (особ, постановление); санкционировать
to pass a law — принять закон
for the welfare — на благо
threat — опасность, угроза
to campaign — проводить кампанию
to eliminate — уничтожать, ликвидировать, аннулировать
to expose — зд. выявлять, разоблачать
to challenge — призывать к ответу (зачто-л.); призывать к рассмотрению
to live up to — жить, действовать согласно (принципам и т.)

Герундий – это неличная форма глагола с окончанием -ing, которая сочетает в себе свойства существительного и глагола. Герундий не изменяется по числам, лицам и наклонениям, не употребляется с артиклем. В русском языке герундию соответствуют отглагольные существительные (reading - чтение), форме инфинитива или в некоторых случаях причастия и деепричастия (being seen - замеченный, having walked - погуляв). Герундий не следует путать с причастием настоящего времени.

Герундий

Eating hamburgers is not good for you. – Употребление (поедание) гамбургеров не хорошо для вас.

Present Continuous с причастием

I'm eating a hamburger at the moment. – Я ем гамбургер в данный момент.

Частица **not**, а также **no** ставится **перед герундием**, к которому относится.

No playing and no talking after 10 p.m.! – Никаких игр и разговоров после 10 вечера!

I am thinking of not going to the party. – Я подумываю над тем, чтобы не пойти на вечеринку.

Формы герундия

Герундий имеет по две формы активного и пассивного залога. \

Tense		Active Voice		Passive Voice	
Indefinite (Simple)	Gerund	studying		being	studied
неопределенный герундий	глагол с окончанием -ing			третья форма глагола	+
Perfect	Gerund	having	studied	having been	studied
совершенный герундий	having			+ having been	+
		третья форма глагола		третья форма глагола	

Неопределенный герундий (Indefinite Gerund) – это герундий в неопределенном аспекте. Он имеет формы активного и пассивного залогов. Неопределенный герундий выражает действие, которое происходит одновременно с другим действием, выраженным глаголом-сказуемым в личной форме. В этом случае время действия определяется по глаголу в личной форме.

Активный залог

Excuse me for disturbing you. – Простите, что мешаю вам. (дословно: простите за мое вмешательство)

He won't mind your coming. – Он не будет против, если ты придешь. (дословно: он не будет против твоего прихода)

Пассивный залог

He entered the house without being seen. – Он вошел в дом незамеченным.

Being eaten by aboriginals was not something Cook was dreaming about. – Быть съеденным аборигенами не было тем, о чем мечтал Кук.

Герундий активного залога обычно употребляется после глаголов **to want** (хотеть), **to need** (нуждаться), **to deserve** (заслуживать), **to require**

(требовать) и прилагательного **worth** (стоящий), даже есть в предложении подразумевается действие **пассивного залога**.

His house wants repairing. – Его дом нужно отремонтировать. (дословно: его дом нуждается в ремонте)

Our children deserve praising. – Наши дети заслуживают похвалы.

This play was worth seeing. – Этот спектакль стоил того, чтобы его посмотреть.

Совершенный герундий

Совершенный герундий (Perfect Gerund) – это герундий в совершенном аспекте. Имеет формы активного и **пассивного залогов**. Совершенный герундий выражает действие, которое произошло до другого действия, выраженного глаголом-сказуемым. Совершенный герундий на русский язык переводится придаточным предложением.

Активный залог

Clark denies having done it. – Кларк отрицает, что сделал это.

I was ashamed of having talked to my teacher rudely. – Мне было стыдно из-за того, что я так грубо разговаривал с учителем.

Пассивный залог

She was angry at having been cheated so easily. – Она была злая от того, что ее так просто обманули.

Ann denied having been married to John. – Энн отрицала, чтобы была замужем за Джоном.

Функции герундия

Герундий в предложении может выступать в качестве подлежащего, дополнения или именной части составного сказуемого, так как он может выполнять те же функции, что и существительное.

Подлежащее (главный член предложения)

Smoking can destroy your health. – Курение может уничтожить твоё здоровье.

Дополнение (второстепенный член предложения)

Jane likes making people happy. – Джейн любит дарить людям счастье.

Именная часть составного сказуемого (главный член предложения)

Our duty is taking care of those, who need help. – Наш долг – это забота о тех, кому нужна помощь.

Употребление герундия

Герундий всегда употребляется после следующих простых и фразовых глаголов.

- | | |
|--|--|
| • to admit – признавать | • to fancy – воображать (в восклицательных предложениях) |
| • to appreciate – ценить, быть признательным | • to finish – заканчивать |
| • to avoid – избегать | • to forgive – прощать |
| • to burst out – начинать, всхлипать | • to give up – сдаваться |
| • to consider – рассматривать, считать | • to go – заниматься (спортом) |
| • to continue – продолжать | • to postpone – откладывать |
| • to go on – продолжать | • to practice – практиковать |
| • to imagine – представлять | • to prevent – предотвращать |
| • to keep (on) – продолжать | |

- to leave off – переставать
- to mind – возражать (в отрицании и вопросах)
- to miss – скучать
- to deny – отрицать
- to excuse – извинять

- to put off – откладывать
- to quit – прекращать, бросать
- to save – сохранять
- to suggest – предлагать

Fancy meeting you here! – Не мог даже представить, что встречу тебя тут!

Relax. Imagine lying on the beach and drinking cocktails. – Расслабься. Представь себе, что ты лежишь на пляже и попиваешь коктейли.

Герундий употребляется после глаголов, когда они указывают на чьи-то общие предпочтения, часто после **to love** (любить), **to like** (нравится), **to enjoy** (наслаждаться), **to prefer** (предпочитать), **to dislike** (не любить), **to hate** (ненавидеть)

She hates cooking. – Она ненавидит готовить.

I don't like writing letters. – Я не люблю писать письма.

Kate enjoys watching football with her boyfriend. – Кэйт нравится смотреть футбол с ее парнем.

Герундий употребляется после глаголов **to spend** (тратить), **to waste** (тратить напрасно), **to lose** (терять), когда они подразумевают напрасную трату денег, времени, здоровья и др.

She lost her health taking care of children. – Она подорвала свое здоровье, ухаживая за детьми.

Matt spent a lot of money buying a computer he doesn't even use. – Мэтт потратил много денег на компьютер, которым он даже не пользуется.

Форма **герундия** употребляется с глаголами **to hear** (слышать), **to listen to** (слушать), **to notice** (замечать), **to see** (видеть), **to watch** (смотреть), **to feel** (чувствовать), когда они указывают на действие, которое не было завершено до конца.

I watched the actors rehearsing the play. – Я смотрел, как актеры репетировали спектакль. (я видел только часть репетиции)

Ann heard some guys talking about her. – Энн слышала, как какие-то парни говорили о ней. (она слышала только часть разговора)

Герундий употребляется после глаголов и выражений с предлогами, которые перечислены ниже.

- | | |
|---|--|
| • cannot help – не мочь остановиться | • to complain of – жаловаться |
| • cannot stand – не терпеть | • to depend on – зависеть |
| • not to like the idea of – не любить идею | • to feel like – хотеть |
| • to accuse of – винить | • to give up the idea of – отказаться от идеи |
| • to agree to – соглашаться | • to have difficulty in – иметь трудности с |
| • to approve of – одобрять | • to have trouble – иметь трудности с |
| • to be astonished at – быть пораженным, удивленным | • to insist on – настаивать |
| • to be aware of – знать, быть в курсе | • to look forward to – ждать с нетерпением |
| • to be busy in – быть занятым | • to look like – похоже, собираться |
| • to be capable of – быть способным на | • to miss an opportunity of – потерять возможность |
| • to be displeased at – быть недовольным | • to object to – возражать |

- *to be fond of* – любить
- *to be guilty of* – быть виновным
- *to be indignant at* – возмущаться
- *to be pleased at* – быть довольным
- *to be proud of* – гордиться
- *to be sure of* – быть уверенным
- *to be surprised at* – быть удивленным
- *to be used to* – быть привычным
- *to be worth* – быть достойным
- *to persist in* – упорствовать
- *to prevent from* – уберечь
- *to rely on* – положиться
- *to speak of* – высказываться
- *to succeed in* – преуспеть
- *to suspect of* – подозревать
- *to thank for* – благодарить
- *to think of* – думать, собираться

It looks like raining. – Похоже, собирается на дождь.

I was thinking of inviting Paul to my party. – Я думал над тем, чтобы пригласить Пола на свою вечеринку.

Герундий употребляется в устойчивых выражениях.

it is no use ... – нет смысла, нужды в ...

it is (no) good ... – нехорошо (хорошо) ...

what is the use of ..? – в чем нужда в ..?

there is no point in ... – нет смысла в ...

in addition to ... – в дополнение...

In addition to cleaning and washing, i had to cook as well. –

Вдобавок к уборке и стирке, я должна была еще и готовить.

What is the use of going to that party? We can hang out here. – Какой смысл в том, чтобы идти на ту вечеринку? Мы можем потусить тут

Выполните упражнения по теме «Gerund. Герундий».

Упражнение 1 (повторение). *Образуйте герундий от глагола в скобках и переведите предложение. Почему надо в данном случае использовать герундий?*

1. Start ... about pleasant things — and you'll be happy! (think)
2. Americans enjoy ... houses and ... to new places. (change/ move)
3. Would you like to go ... in the sea? (sail)
4. Most people enjoy ... in the sun. (lie)
5. I haven't had my lunch yet. Do you mind ... outside for ten minutes? (wait)
6. John likes ... at a high speed. (drive)
7. Stop ... about your troubles. (worry)
8. Jack was proud of ... the first prize for.... (get/ jump)
9. Helen was so angry that she left without... a word. (say)

Упражнение 2. *Образуйте герундий от соответствующих глаголов и вставьте его в диалог.*

cook, sleep, spend, hike, talk

A What's the best way to relax?

B Well, I love ... in the country. And you?

A Yeah, but I dislike ... on a camp fire and can't stand ... on the ground!

A Oh, where's your sense of adventure? And I bet you hate ... a week without your mobile phone.

B That's true. I quite like ... to people.

* * *

Как вы помните, герундий употребляется после предлогов. Выполняя следующее упражнение, вам придется вспомнить **устойчивые словосочетания с предлогами**.

Упражнение 3. Выберите предлог.

1. Read the rule ... writing the exercise. (*after, before, by the time*)
2. Diana is fond ... collecting posters of pop singers. (*for, to, of*)
3. Betty likes art very much and she is keen ... visiting art galleries. (*in, on, about*)
4. Black is tired ... painting the wall. He has been working for 5 hours. (*of, after, for*)
5. Susan is clever ... learning English. (*of, for, at*)
6. I don't understand how David can fish for hours ... catching anything. (*with, without, on*)
7. Kate bought a book ... buying an umbrella. (*but, without, instead of*)
8. ... visiting the British Museum the tourists were very much impressed. (*After, Before, Instead of*)
9. I can't get used ... getting up early. (*for, with, to*)
10. ... hearing the news Mr White felt pleased. (*On, With, By*)
11. We were fascinated ... Ella's singing Russian songs. (*by, about, on*)
12. I like the idea ... visiting St. Petersburg this summer. (*of, to, about*)
13. Jack answered the examiners' questions ... thinking and later he regretted it. (*without, instead of, with*)
14. Thank you ... helping us in troubles. (*about, by, for*)
15. My friends and I dream ... going to England. (*to, of, for*)
16. Children went for a walk ... switching off the light. (*with, without, before*)
17. We were surprised ... meeting Alice at the theatre. She was going to stay at home on that day. (*at, by, with*)
18. Sorry ... interrupting you, but could you show me the way to the nearest cinema? (*for, at, of*)
19. We have improved our English ... learning the new words and rules every day. (*by, for, with*)
20. Pamela looking forward ... visiting London again. (*to, on, about*)

10. Итоговый урок.

Практические занятия 137-154



Plumber

A plumber is a person whose job is generally to fit and repair appliances such as water pipes and toilets. Plumbing is considered as a professional occupation.

There are many tasks a plumber should be able to do. A plumber assembles pipes using various tools. He or she may also perform some welding activities in order to do it. A plumber also detects leaks in plumbing systems and installs appliances such as toilets and dishwashers as well as underground piping systems.

In addition, a plumber can read drawings and determine the layout of water supply, waste and venting systems. A Plumber should also be able to repair and maintain plumbing systems. A plumber knows how to locate positions of pipes and passage holes in walls and floors. It is also important for all plumbers to have a good knowledge of safety standards and regulations.

Some plumbers work for plumbing companies, property management firms, schools and universities. They can always apply directly to any firm or facility they would like to work for. However, plumbers may choose to work as entrepreneurs and work for themselves. Job opportunities can be found in online advertisements or directly provided by plumbers' unions.

To become a plumber, a candidate must have a high school diploma or anything equivalent to it. He may then receive industry training at either a college or a particular school. Additionally, he may pursue an apprenticeship and obtain a license.

In the past, a plumber could earn an annual base salary of \$39,079 and this salary will likely increase, depending on the economy.

Individual Reference

Occupation: _____

No.	Aspect	Details
1	Definition	
2	Skills	

3	Job Opportunity	
4	Qualification	
5	Income	

1. Based on the skills that a plumber should be able to do,
(a) What is the most difficult skill that a plumber needs to learn?

(b) What is the least difficult skill that a plumber needs to master?

2. Name one qualification stated in the text that you think is unnecessary for a plumber to obtain. Provide one reason why.

3. If a plumber wants to work as an entrepreneur or work for themselves, what are the three most important aspects a plumber needs to focus on in order to have a stable and profitable plumbing service?

Jigsaw
Plumber



- () A plumber is a person whose
- () They also perform some welding activities in order to do it.
- () job is generally to fit and
- () read drawings and determine the layout of water supply, waste and venting systems. A Plumber might also be able to repair and maintain plumbing systems. A plumber knows how to locate positions of pipes and passage holes in walls and floors. It is also important for all plumbers to have a good knowledge of safety standards and rules.
- () a professional job.
- () To become a plumber, a candidate
- () There are many tasks a plumber should be able to do. A plumber assembles
- () can pursue an apprenticeship and get a license.
- () A plumber also detects
- () should have a high school diploma or anything equivalent to it. He or she may then receive industry training at either a college or a particular school. Additionally, he or she
- () In the past, a plumber could
- () Some plumbers work for plumbing companies, property management firms, schools and universities. They
- () repair appliances such as water pipes and toilets. Plumbing is considered as
- () pipes using various tools.
- () leaks in plumbing systems and installs appliances such as toilets and dishwashers as well as underground piping systems.
- () In addition, a plumber may be able to
- () may also apply directly to any firm or facility they would like to work for. However, plumbers can choose to work as entrepreneurs and work for themselves. Job opportunities may
- () earn an annual base salary of \$39,079 and this salary would likely rise, depending on the economy.
- () be found in online advertisements or directly provided by plumbers' associations.

Individual Reference

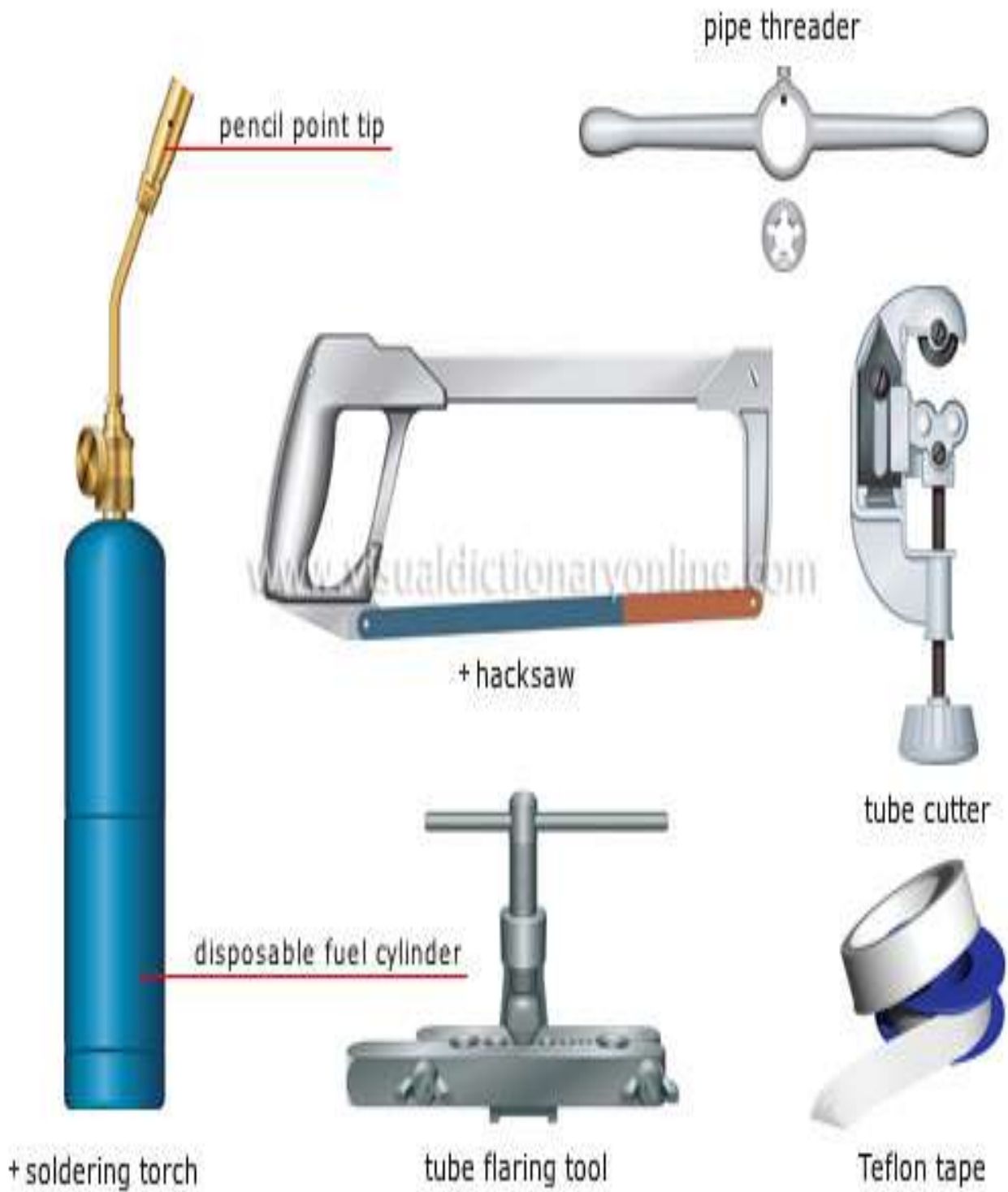
Occupation: _____

No.	Aspect	Details
1	Definition	
2	Skills	
3	Job Opportunity	
4	Qualification	
5	Income	

Critical Thinking Questions

4. Based on the skills that a plumber should be able to do,
 - (c) What is the most difficult skill that a plumber needs to learn?
 - (d) What is the least difficult skill that a plumber needs to master?
5. Name one qualification stated in the text that you think is unnecessary for a plumber to obtain. Provide one reason why.
6. If a plumber wants to work as an entrepreneur or work for themselves, what are the three most important aspects a plumber needs to focus on in order to have a stable and profitable plumbing service?

Plumbing tools



*To stop leak from fluid flowing pipe
(meet JIS specification)



Seal tape



Aluminum pipe wrench



SPK water pump pliers



Basin wrench



Self-locking water pump pliers Rogrip

*Suitable for tightening joint



Pipe vice



Chain vice



Chain wrench



Strap wrench



Offset wrench

Plumbers install and repair pipes, fixtures and other plumbing equipment used for water distribution and wastewater disposal in residential, commercial and industrial buildings. This involves dealing with clean drinking water, sanitation, heating systems etc. Unblocking drains and toilets can be a dirty job indeed but it's all part of a day in the life of a plumber.

As a self-employed Plumber with your own business you can expect to earn good wages (£30-£40k in the UK) and as an employee around £25k. But it really depends upon how many hours you put in. The advantages of being self employed are of course that you work the hours of your choosing though the nature of the job and emergency work can mean working very unsociable and long hours.

Plumbers need to:

- Read blueprints so they can understand the layout of plumbing systems, water supply networks and waste and drainage systems in properties.
- Install, repair and maintain domestic, commercial or industrial plumbing fixtures and systems.
- Locate and mark positions for pipe connections, passage holes and fixtures in walls and floors
 - Measure, cut, bend and thread pipes using hand and power tools or machines.
 - Test pipes for leaks using air and water pressure gauges
 - Communicate with colleagues, members of the public and other trades and contractors
 - Cost and estimate the work to be carried out.

1. Name the tools:



1..... 2..... 3..... 4.....

2. Match the words with their definitions:

- | | |
|--------------------------|---|
| 1) garbage disposal | a) it is a substance that prevents water from passing or leaking through something |
| 2) dishwasher | b) it is a device that warms water using electricity |
| 3) electric water heater | c) it is a device that shreds food waste that has been washed down a sink drain |
| 4) water meter | d) a device for measuring and registering the quantity of water that passes through a pipe or other outlet. |
| 5) sealant | e) it is a machine used to clean dishes |

1..... 2..... 3..... 4..... 5.....

3. Choose the appropriate word:

..... / 5

1) rubber gasket / caulk

- A) Apply around the base of the toilet to prevent leaks.
 B) The toilet is leaking; it is missing a

2) bowl / tank

- A) Waste exits through the bottom of the
 B) Take the lid off the So you can see the piping.

4. What is it?

..... / 4

- a) it is a part of the bathroom which has a water – spraying nozzle where people can wash –

S _ _ _ _

- b) it is a device that controls the flow of water through a pipe or a duct –

H _ _ W _ _ _ V _ _ _

- c) it is a part of garbage disposal where food waste is shredded –

S _____ CH _____

d) it is a household appliance used to clean clothing, towels and linens –

W _____ M _____

5. Read and answer the question:

..... / 4

To All Employees:

I am pleased to announce that our company has won the contract to provide water service to the new university business school building. This is a major project that presents a great opportunity for our company. We will be digging the trench, laying the required pipes, and connecting the pipes to the interior plumbing.

We will need hard work from all employees to make this project a success. Duties will be as follows:

Kurt Wilcox team will dig the trench and place backfill upon completion. Sue Harmon will be responsible for trench safety. This team must ensure an appropriate burial – depth at all locations.

Chris Simmons' team will lay the water service pipe and connect it to the water main. You will need to contact the water utility to arrange a time for the connection.

Diana Staley's team will connect the pipe into the building's plumbing. The building contractor has already carved a sleeve for the pipe to fit through. This team will contact the water utility for the appropriate water meter to install. They should also provide a precise trickle indicator. Last, the team should check to make sure both the incoming and outgoing connections are working properly. With you help I know this project will be successful.

Sincerely,

Tom Gaines

1. What is the main purpose of the email?

- A to explain how to install a water service pipe
- B to explain where the new job is located
- C to assign duties for a large new job
- D to correct employee's mistakes on a previous job

2. Which of the following will NOT involve the water utility?

- A getting a water meter
- B obtaining a trickle indicator
- C checking the incoming and outgoing connections
- D finding time to connect pipe to the water main

3. What has the building contractor already done?

- A joined the pipe to interior plumbing
- B installed a sleeve in the building's foundation



WHY IS MY TAP LEAKING ?

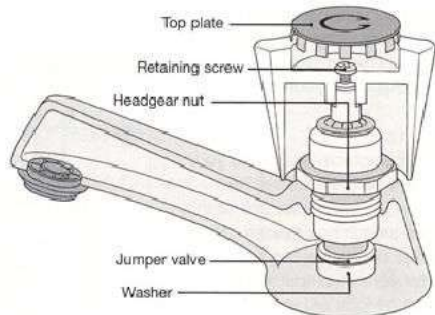
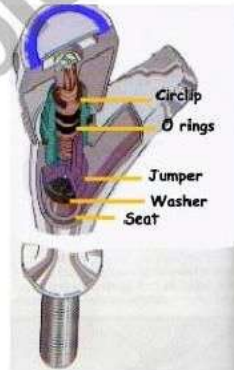


1) How to fix a dripping, leaking tap ?

Watch the video : <https://www.youtube.com/watch?v=aHXAXM0esak>

Tools and materials needed	
Leak places	
Before starting	
Different steps	

2) Some vocabulary...



3) 4 causes for a dripping tap :

Damaged Parts

Although there are many reasons why the faucet might be dripping, this is probably the biggest reason for it. A steady drip is often a sign that you need to replace a washer inside the tap itself. The seals inside compression faucets are particularly likely to become damaged, as they are under a lot of pressure to keep water from flowing. The other types of faucets, known as the cartridge, drip and ball faucets, may all have drips, but they are washer-less, so you should look at the moving parts, such as the O rings, or damage to the inlet or outlet seals.

Worn out Cartridge

Another common reason for the drip in a cartridge faucet is that the cartridge itself, from which the faucet takes its name, needs to be replaced. This can be easily done so long as you have a matching cartridge which can fit the gap left by the original faucet easily. In order to ensure that the cartridge is the right size, you should measure it carefully both before and after removal, and then take it to the original faucet dealership.

Water Pressure

If you find that your dripping faucet only occurs at certain times of the day, or during certain behaviors, then you should consider whether the water pressure is too high. Water pressure may prevent water from flowing away from a certain point, meaning that it backs up and then leaks out at another place, often an available faucet or to the toilet overflow tank. This dripping is not serious, but you may wish to reduce the force of your water pressure slightly, as this can be an increasing problem, and you may eventually need to call out a plumber to fix it.

Broken Plumbing

An uncommon cause of a dripping faucet is a broken pipe or fitting. These can develop cracks, which often leak out into the area below the sink, but if the crack causes problems with the water pressure, you may find that the faucet connected to the break will drip from time to time. You may need to get a plumber to examine your water pipes if you suspect that this is the problem, particularly if you have tried the other solutions offered here to no avail.

<http://www.doityourself.com/try/4-causes-of-a-dripping-faucet>

4) YOUR TASK :

This morning, a worried customer calls you because she has troubles with one of hers taps.

You listen to her and ask the right questions.

You reassure her explaining why this can happen and what are the risks.

You try to solve the problem by phone but if it is not possible to do it, you offer the client to go round her house and have a look.

PROBLEM ?	
WHICH ROOM ?	
HOW OLD IS THE WATER SUPPLY SYSTEM ?	
WHERE EXACTLY ?	
HOW IMPORTANT IS THE LEAK ?	
CUSTOMER'S NAME AND ADDRESS	

ENGLISH WRITTEN TEST

Surname:.....Name:..... Date: Thursday 21st May... Form:3° 3rd

1) Read this text about plumbing. Then answer the questions below.

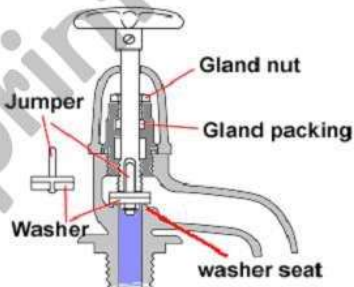
The first thing to do is to switch off the main water supply. This is to prevent water from gushing out when you open up the tap. Next, you turn on the leaking faulty tap fully. This is to drain away any water left in the pipe.

Then you dig out the plastic cover on the handle. Then unscrew and remove the handle. The next thing to do is to remove the spindle. You use a spanner to loosen the nut of the spindle. After that, pull out the spindle. At the base you can see the washer. Remove the worn out washer and replace it with a new one. Finally screw the tap on. Reconnect the main water supply. Install and re-assembly the tap.

At the end, he tests if the tap is not dripping any more.

- Does the plumber leave the water supply on?
- What does he do afterwards?
- Does he open the tap fully to leave water inside the pipe?
- Does he use a screwdriver to loosen the nut of the spindle?
- What does the plumber find when he removes the spindle?
- Does he change the washer with a new one?
- What does he finally do?

2) Label the objects in this diagram:



3) Transform these statements from 1st Person singular (I) to 3rd Person singular (He or She) affirmative sentences. Translate the given sentences. Then write for each of the statement the negative and the yes/no question.

- I play video games.
- I copy and print pictures.
- I scan pictures with a scanner.
- I send and receive e-mails.
- I shop on-line.
- I speak to my computer.
- I spend time on my personal website.
- I surf on the Internet.
- I use a webcam to see my friends.
- I use different types of softwares.
- I watch movies and videos on my PC.
- I surf on blogs.
- I neglect my family and my friends.

EQUIPMENT IN WELDING AND PLUMBING

Learn the new words and phrases.

chisel	зубило
consumables	расходные материалы
cutting torch	сварочная горелка для резки металла, резак
ear defenders	наушники
file	напильник
goggles	защитные очки
grinding machine	болгарка
measuring tape	измерительная лента
overall	комбинезон, спецодежда
protective face shield	защитный щиток для лица
scraper	скребок
slag hammer	молоток для очищения от шлака
steel-toed boots	ботинки со стальным носком
steel wire brush	щетка из стальной проволоки
universal welding gauges	универсальный шаблон сварщика
welding gloves	перчатки для сварки
welding helmet	шлем сварщика


Look of the pictures and name the objects.



3



4




10



16





Put the names of welding equipment into the correct group.

You put it on	Hand tools	Power tools

Read and complete the dialogue.

Guess where the action is taking place.

Good afternoon. Can I help you?

Yes, please. I would like something to protect my hands while welding. Sorry, I forgot this word.

Do you mean ...?

Yes, exactly.

What colour?

Grey, please.

What size?

L. Can I try them on?

— Sure. The gloves are excellent. They are durable, made of leather.

Fine. What's the price?

15 dollars.

Ok. I will buy them.

— Cash or a credit card?

Cash.

Thank you for your shopping.

In pairs, make up your own dialogue. Act it out.

 **Test**

Complete the sentences using the given words and phrases.

ear defenders, grinding machine, goggles, measuring tape.

steel-toed boots, steel wire brush, welding gloves, welding helmet, welding machine

To protect your head, you put on a...

To protect your ears, you use...

To finish your work, you need a...
To keep your feet safe, you should wear
To make a weld, you use a
To protect your hands, you put on
To clean a metal before welding, you use a
To protect your eyes while welding, you put on...
To mark centimetres, millimetres or metres, you need a...

Lesson. TRADITIONAL TYPES OF WELDING

Reading

Read and translate the text.

Many people think that there is only one type of welding, because they see a finished product. In fact, there are many different types of welding.

Gas welding produces a flame from a burning gas. It creates the welding heat. The metals being welded together are heated to a high temperature to melt. Then a filler is added to the melted metal to make a strong connection. The oxygen and the fuel are mixed to create a flame. It can be directed along the metal to create the desired effect. The torch is moved by hand to control the process and final result.

Propane torch produces a low heat and can be used for small things. It is used to make joints or to solder two pieces of metal together.

Oxyacetylene torch makes the heat much hotter. Many specialists say it is a universal type of a welding tool. This type of torch welds lots of things. It is generally used when you want to cut, braze or solder something that needs a higher heat. You should be careful, it can overheat the area.

Arc welding uses a welding power tool to create an electric arc between an electrode and a base material to weld the metals at a welding point. Arc welding is widely used because it is not expensive.

Manual metal arc welding (MMAW) is a widely used process. The equipment can be portable and the cost is low. This process has many applications, because a wide variety of electrodes are used. A wide range of metals and their alloys can be welded.

Tungsten inert gas welding is known as a TIG. This is an arc welding process which uses a non-consumable tungsten electrode. TIG welding is popular when high quality and precision in welding are needed.

Gas metal arc welding (GMAW) is often called as **MIG** welding. Wire is continuously fed from the spool. It is a semiautomatic welding process.

Answer the questions.

1. What types of welding can you name?

What does gas welding create?

3. What torches are used in gas welding?

4. What is the difference between them?

3. What does arc welding use? Why is it widely used?

What is special about TIG welding?

Why is TIG welding popular?

What is used in MIG welding?

Is it a semiautomatic welding process?

What type of welding can you do?

What is easier for you?

What is difficult for you?

Match the types of welding to their definitions.

gas welding

MIG welding

arc welding

MMA welding

TIG welding

an electrode and the base material

creates a flame from a burning gas
wire is continuously fed from the
spool

makes an arc between a coated

consumable electrode and the
workpiece

uses a non-consumable tungsten
electrode

Match the types of welding to their translations.

gas weldin

сварка, при которой проволока непрерывно

arc welding

подается с катушки

TIG welding

сварка вольфрамовым электродом

MMAW

ручная сварка метал. электродом

MIG welding

дуговая сварка

Lesson. INSTRUCTIONS. GENERAL SPECIFICATIONS OF A WELDING MACHINE

Learn the new words and phrases.

alternating current (AC)	переменный ток
class of insulation H	Изоляция H (максимальная температура нагревания — 180 °C)
direct current (DC)	Постоянный ток
machine plate	Металлическая пластина с техническими данными
net weight	Масса нетто, чистая масса
power source	Источник питания

I I Max. Absorbed current	Максимальный потребляемый ток
11 eff. This is the maximum value of the actual current absorbed, considering the duty cycle	Максимальный действующий потребляемый ток , соответствующий рабочему циклу
12. Welding current	Сварочный ток
U2. Secondary open circuit	Вторичное напряжение сварочного трансформатора
U1. Rated supply voltage	Номинальное напряжение питания
1 — 50/60 Hz; 50 or 60 Hz	1 — 50/60 Гц; 50 или 60 Гц
Single-phase power supply	Однофазное электропитание
I1. Absorbed current at the corresponding current 12	Ток потребления на соответствующий ток 12
IP23. Protection grade of the housing, approving the equipment as suitable for use outdoors in the rain	Степень защиты корпуса IP23. Оборудование можно использовать вне помещения, под дождем
S. Suitable for hazardous environments	Указывает на то , что сварочные работы могут выполняться в местах с повышенной опасностью поражения электрическим током
U0	Напряжение между фазой и землей
X. Duty cycle during which the welding machine may run at a certain current without overheating	Рабочий цикл, при котором сварочный аппарат может работать без перегрева

Read and translate the text.

General specifications. This welding machine is a direct and alternating current power source built using INVERTER technology, designed to weld covered electrodes (not including cellulosic) and for TIG procedures. By selecting TIG AC welding mode, you may weld aluminium, aluminium alloys, brass and magnesium. Selecting TIG DC allows you to weld stainless steel, iron and copper.

The technical specifications are listed on the machine plate.

		No.		CE		
EN 60		IEC 974.1				
3~			-A/-V--A/-V			
	U_0	$R_{(40^\circ C)}$	40 %	60 %	100 %	
MIG-MAG	PEAK	I_2	A	A	A	
		U_2	V	V	V	
3~						
50/60Hz	U_1	I_1	A	A	A	
	U_2	I_2	A	A	A	
PROTEZIONE TERMICA THERMAL PROTECTION PROTECTION THERMIQUE THERMISCHER SICHERTHEIT PROTECCION TERMICA			VENTILAZIONE FORZATA FORCED VENTILATION VENTILE FORCÉE VENTILACION			
CLASSE DI ISOLAMENTO CLASS OF INSULATION CLASSE DES ISOLANTS ISOLIERTSTOFFKLASSE CLASE DE AISLAMIENTO			IP 21		S	
H			MADE IN ITALY			

Block protection. In the event of a malfunction, a flashing number may appear on the display M, with the following meaning:

52 = start button pressed during start-up,

53 = stop button pressed during thermostat reset,

56 = extended short-circuit between the welding electrode and the material to be welded. Shut the machine off and turn it back on. If different numbers appear on the display, contact technical service.

This machine is protected by a thermostat, which prevents the machine from operating if the allowable temperatures are exceeded. In these conditions, the fan continues to operate and the display M flashes the abbreviations.

Answer the questions.

Where can you find the information about specifications of any **welding** machine?

What types of welding can you make using this machine?

What metals can you weld using this machine?

What have you learned about the parameters of the machine?

What specifications make the welding machine safe?

Match the parameters in the columns.

Model

Welding current range A

Duty cycle 100%

Wire feeding speed

Power supply

Protection degree

Dimensions Weight

Kit Praktik

1 x 12 mm/min

1 x 230 V

IP23 S

45

26 kg

590 mm x 250 mm x 420 mm

Практические занятия 155-160.

Практическое занятие : Компьютер. Устройство.

Цель работы: активизировать лексику по теме в разных видах деятельности: чтение, аудирование, говорение.

Оборудование: раздаточный материал, видеопроектор, учебники, словари.

Информационное обеспечение

Основные источники:

Агабекян И.П. Английский язык: учебное пособие для СПО. Ростов на/Д.: Феникс, 2015

Дополнительные источники:

Мюллер В.К. Англо-русский и русско-английский словарь / В.К. Мюллер. - М.: Эксмо, 2016.

Время выполнения – 2 часа

Прочитай и переведи текст

What is a Personal Computer?

Personal computers (PC) are small, rather cheap computers for an individual user. Their price can be from a few hundred dollars to thousands of dollars. All are based on the microprocessor technology. Personal computers are used in business. At home, the most popular use for personal computers is for playing games. Personal computers first appeared in the late 1970s. One of the first and most popular personal computers was the Apple II, made in 1977 by Apple Computer. Then, in 1981, IBM (International Business Machines) made its first personal computer, known as the IBM PC. The IBM PC quickly became the most popular personal computer.

What is software?

Computer programs are called software. Software is instructions for hardware (the machines) to do work. Software is often divided into two categories: systems software and applications software.

What is a hardware?

Hardware are computer components that you can touch, like disks, disk drives, monitors, keyboards, printers, boards, and chips. A computer without software is dead — you need software to make the computer work.

What are Peripheral Devices?

Peripheral devices are computer devices, such as a CD-ROM drive or printer. Peripheral devices can be external, such as a mouse, keyboard, printer, monitor, and scanner. Peripheral devices can be internal, such as a CD-ROM drive or internal modem.

Найдите соответствия английских и русских слов и выражений

disk drive	микропроцессор
applications software	настольные
hardware	процессор, микросхема
board	дисковод
monitor	монитор
desktop	принтер
user	пользователь
systems software	плата
utility	периферийное устройство
microprocessor	обслуживающая программа
chip	дисковод
printer	встроенный модем
software	прикладные программы
internal modem	оборудование, «железо»
peripheral device	системное программное обеспечение

Вставьте вместо точек нужные слова и выражения

1. Applications software:that do real work for users.
2. Software exists as.....
3. Personalfirst appeared in the late 1970s.
4. All are based on thetechnology.

5. At home, the most popular use foris for playing games.
6. Thequickly became the most popular personal computer.
7. Peripheral devices are....., such as a CD-ROM drive or printer.
8. Peripheral devices can....., such as a mouse, printer, monitor, and scanner.
9. Software is(the machines) to do work.
10. The IBM PC quickly becamepersonal computer.

Подведение итогов занятия, оценивание

Практическое занятие : Компьютер.

Периферийные устройства.

Цель работы: активизировать лексику по теме в разных видах деятельности: чтение, аудирование, говорение.

Оборудование: раздаточный материал, видеопроектор, учебники, словари.

Информационное обеспечение

Основные источники:

Агабекян И.П. Английский язык: учебное пособие для СПО. Ростов на/Д.: Феникс, 2015

Дополнительные источники:

Мюллер В.К. Англо-русский и русско-английский словарь / В.К. Мюллер. - М.: Эксмо, 2016.

Время выполнения – 2 часа

Прочитай и переведи текст

What is a Keyboard?

Computer keyboard is the set of keys that enables you to enter data into a computer. Computer keyboards are similar to typewriter

keyboards but contain additional keys. Special keys — function keys, control keys, arrow keys and so on.

The standard layout of letters and numbers is called QWERTY keyboard because the first six keys on the top row of letters spell QWERTY. The QWERTY keyboard was designed for mechanical typewriters. There is no standard computer keyboard. There are three different PC keyboards: the original PC keyboard, with 84 keys; the AT keyboard, also with 84 keys; and the keyboard with 101 keys.

What is a Hard Disk Drive (HDD)?

Hard disk drive is the mechanism that reads and writes data on a hard disk. Hard disk drives are sometimes called Winchester drives. Winchester is the name of one of the first popular hard disk drive technologies developed by IBM in 1973.

What is a Monitor?

Monitor is another term for display screen. First monitors were black-and-white with ray tube. Nowadays most monitors are colour monitors. Besides, colour LCD monitors are becoming more and more popular. Monitors have different screen sizes. A typical size for small monitors is 14 inches (дюймов).

What is a Mouse?

A mouse is a device to move the cursor or pointer a display screen. As you move the mouse, the pointer on the display screen moves in the same direction (направление). Mice usually have two buttons and sometimes, which have different functions. The mouse was made in 1963. Mice can be: 1. Mechanical. 2. Optical. Optical mice have no mechanical moving parts but they are more expensive.

What is a Printer?

Printer is a device that prints text or illustrations on paper. There are many different types of printers. Ink-jet printer and laser printer produce high-quality text and graphics.

What is an Optical Scanner?

Optical scanner is a device that can to scan the text or illustrations and to transfer information to the computer for using.

вставьте вместо точек нужные слова и выражения

1. Monitor isfor display screen.
2. The mouse was made in
3. Optical mice have nobut they are more expensive.
4. Some scanners aredevices .
5. laser printers can print from aboutper minute.
6. Ink-jet printers produceand graphics.
7. Printer is a device that printson paper.
8. You can roll a mouse onsurface.
9. There aretypes of printers.
10. A mouse is a device to movea display screen.
11. Monitors havesizes.

Переведите

1. клавиатура-
2. пишущая машинка-
3. вводить данные -
4. дополнительные клавиши-
5. буквенно-цифровые клавиши-
6. буквы и числа-
7. клавиши пунктуации -
8. оригинальная клавиатура РС-
9. функциональные клавиши-
10. производители-
11. расширенная клавиатура-

Подведениеитоговзанятия, оценивание

Практическое занятие: Интернет.

Цель работы: активизировать лексику по теме в разных видах деятельности: чтение, аудирование, говорение.

Оборудование: раздаточный материал, видеопроектор, учебники, словари.

Информационное обеспечение

Основные источники:

Агабекян И.П. Английский язык: учебное пособие для СПО. Ростов на/Д.: Феникс, 2015

Дополнительные источники:

Мюллер В.К. Англо-русский и русско-английский словарь / В.К. Мюллер. - М.: Эксмо, 2016.

Время выполнения – 2 часа

Прочитай и переведи текст

What is Internet?

Nowadays more and more people are interested to be known about all events, in taking some information quickly. With the help of Internet, you can make it easily. Internet is a global network connecting millions of computers. More than 100 countries are linked into exchanges of information. Internet is accessed доступен by a user when there are computers connected by modems and telephone lines. There are several applications called Web browsers that make it easy to access доступ the World Wide Web. The most popular browsers are Google Chrome, Mozilla Firefox, Opera, Safari and Microsoft Internet Explorer.

What is E-mail?

E-mail is the abbreviation for electronic mail. Usually, it takes only a few seconds or minutes for mail to arrive. If you have any mailbox, you may have to check your electronic it periodically, although хотя many systems tell you when mail is

received. After reading your mail, you can store хранить it in a text file, forward it to other users, or delete it.

History

It is hard to imagine our lives without Internet nowadays. It has become an important part of every person's life. It has drastically changed everything around. Originally, Internet was a military experiment in the USA of 60-s. Soon it became clear that everyone in the world could use it. Since the time of Internet appearance, many other media sources became unnecessary.

You can find the information you are looking for in 5 seconds. Just google it and here is the answer. It is very convenient for students, professionals, experts and all other people.

Перевестите текст письменно

Facebook -Social Network, founded in 2004 by Mark Zuckerberg and his roommates while studying at Harvard University, including Eduardo Saverin, Dustin Moskovitz and Chris Hughes. Thanks to this site, Mark Zuckerberg became the youngest billionaire. At first website was named thefacebook.com, and was opened only to students of Harvard University, and then to other universities in Boston and then for students of all educational institutions of the United States. Beginning in September 2006 the site was opened to all users under the age of 13 years, having e-mail. Facebook has more than 600 million users. Facebook allows you to create a profile with photos, invite friends, communicate, and inform other users about statues. Facebook offers many features with which users can interact. Among the most popular -photo albums and a "wall" where friends can leave messages. A user can control the level of access to information posted on the profile, and determine who has access to one or another part. The most popular search engines in Europe - the American Google. Russian website "Yandex" is in third place.

- 1) Прочитайте и переведите текст по теме «Компьютер и машинное оборудование». Заполните таблицу и расскажите о плюсах и минусах компьютерного оборудования.

Pros of computers	Corns of computers

People in contemporary world can hardly imagine their lives without machines. Every day either a new gadget is invented or an old one is improved. Different people appreciate new inventions differently. Some suppose that sophisticated gadgets are really useful and necessary, while others find them absolutely awful as they influence people badly. As for me, I am pretty sure that gadgets make people`s lives easier.

Firstly, they do all kinds of dirty and hard work, as cleaning. Secondly, devices can save a lot of time as well as storage space. For instance, a computer disk can contain the same amount of information as several thick books. So, machines help people in different spheres.

However, opponents of this point of view are definitely sure that gadgets affect people negatively. People are reluctant to work due to the influence of machines. People become lazy and disorganized. They just expect their latest gadgets to do everything instead of them. Moreover, according to scientists, a great number of widespread devices produce radiation that can cause serious health problems. Furthermore, more and more people are becoming addicted to their modern gadgets, for instance computers, TVs or mobile phones. So, they neglect their home obligations, work or school and spend all their spare time in front of a laptop screen or a TV-set.

In conclusion, I firmly believe that in spite of all drawbacks, gadgets have, their benefits are much more considerable, as they save people`s time and let them enjoy life.

Прочитайте текст и выполните задание

The Richest Man in the World.

Everyone has heard about Bill Gates, the icon of American business and the richest man in the world. Microsoft, the business he started with a friend in 1975, has become the world largest computer software company.

Bill Gates was born on the 28th of October 1955 in Seattle, USA. Seattle was once famous for producing Boeing aircraft, but is now better known as the home of Microsoft. From his parents Bill got a good business sense and a quick mind. His father is a lawyer and his late mother was a teacher and then a company director.

At school, Bill soon showed that he was very intelligent. His favourite subjects were Maths and Science. At 13, he got interested in computers. Bill Gates and his friend Paul Allen were soon spending all their time writing programmes and learning about computers instead of doing their homework.

After finishing school in 1973, Bill went to Harvard, America's most famous university. Most of the time he worked on the computers in the university laboratory. The next year, he and Paul Allen wrote an operating programme for first microcomputer. Bill knew, even then, that he would revolutionize the world of computing and he left Harvard before finishing his studies.

The two friends started Microsoft in 1975, and very soon it became a business success. In 1980, Gates bought a small company that produced an operating system called DOS. He made some changes to it and renamed it MS-DOS. He sold the rights to use this system to IBM. Since 1980 MS-DOS has been the standard operating system for all PCs. Microsoft has also developed such well-known programmes as Windows, Excel and Internet Explorer.

Bill's dream to computerize everything – TVs, telephones, lights, even the way you cook dinner... One reason for his success is that Bill has always been very ambitious and hardworking. This has not left him much time for a normal personal life, but in 1994 he married Melinda French, a Microsoft employee. The couple has two children: a daughter, born in 1996, and a son, born in 1999. Bill

Gates has written two books, *The Road Ahead* (1995) and *Business and the Speed of Thought* (1999). Both books are bestsellers. Bill does not have much free time, but when he has a chance he likes playing golf and bridge. He is also fond of reading about science. For such a rich person, his life is simple, and he spends very little on himself. The Bill and Melinda Gates Foundation have already given \$300 million to charity, and he says he plans to give away almost all of his wealth when he retires.

1. Choose the right word or word combination.

1. From his parents Bill Gates got ...
a) a large fortune; b) a good business sense; c) a pair of microcomputers.
2. At school Bill spent most of his time ...
a) doing his homework; b) reading books; c) learning about computers.
3. Many years ago Bill Gates bought a small company that produced ...
a) microcomputers; b) operating systems; c) operating programmes.
4. When Bill Gates has free time he ...
a) plays golf and bridge; b) listens to music; c) plays with his children.

Complete the sentences.

1. At school Bill's favourite subjects were ...
2. Bill left Harvard before finishing his studies as ...
3. Bill's dream is ...
4. One reason for Bill's success is ...
5. Bill is very generous when ...

История робототехники. Роботы в производстве.

Match texts with pictures. Tell the class about the most interesting robot.

1. Titan

German industrial robot manufacturer KUKA Robotics created the world's largest and strongest robot in June 13, 2007, which they named Titan. Finding a place in the Guinness Book of World Records, the KUKA KR 1000 Titan 6-axis robot delivers the power of a mid-sized car with its nine motors and a payload of 1000 kg. This record holding robot can bridge distances of up to 6.5 m and ensure precise handling of several heavy engine blocks, steel sections, components of ships and aircrafts and even precast concrete parts. It's considered by some to be the world's strongest robot.

A



2. Schaft

The Schaft robot is an award winning robot by Google presented in the 2013 DARPA Robotics challenge. A humanoid robot, Schaft could perform several autonomous tasks, able to navigate disaster areas and work with any tools and materials at hand. With the strength of 10 average people, the Schaft robot is able to lift and clear heavy debris during rescue operations, and as a HRP-2 built robot, Schaft has an extra level of articulation presented by the innovative motors used to

B



power and perform its movements. This conventional robot, with its long arms and squat torso, weighs 209 lbs and is 4'10" high, capable of moving at a speed of 2km/hr. Operating drills, manipulating safety valves, and turning a doorknob are some of the skills many other robots cannot handle, but that this robot has mastered.

3. KeepOn

KeepOn is a small creature-like robot which is designed to perform non-verbal, yet simple and natural, interaction with children. Designed and developed in 2007 by Hideki Kozima, a cognitive science researcher at Miyagi University of Japan, KeepOn is an interactive toy designed to help children with autism in their social development and interpersonal coordination, and goes costs anywhere from \$40 to \$100, depending on the retailer.



4. Stanley

An automated car created by the Stanford Racing Team from Stanford University together with the Volkswagen Electronic Research Laboratory (ERL), Stanley is one of the best automated cars, even winning the 2005 DARPA Grand Challenge and its \$2 million prize. Stanley was specially designed for the 132 mile DARPA Grand Challenge course in California's Mohave Desert, where it finished the race in 6 hours 54 minutes, with an average speed of over 19mph. Stanley could analyze the terrain with its Sick AG LIDAR, and its GPS system helped in position sensing. Stanley is currently showcased at the Smithsonian National Air and Space Museum.



D

5. I-Sobot

An incredible humanoid robot, I- Sobot is one of the smallest humanoid robots, with a height of just 6.5 inches and a weight of 12 ounces. The 'Robot of 2008' winner in Japan's Ministry of Economy, Trade and Industry (METI) also comes in at a price of \$300. It has become the most-produced robot in the world. Its advanced technology, together with the entertainment value it offers, are based



E

primarily on its 17 miniature servo motors. This small robot can walk, play air guitar, and perform about 200 moves. This robot uses the gyro sensors for balancing, and can be controlled by either remote control or voice commands.

6. BigDog

Created in 2005 by Boston Dynamics with Foster Miller, the NASA Jet Propulsion Laboratory, and the Harvard University Concord Field Station, the BigDog is the most advanced rough terrain robot on earth. Designed to serve military uses, the machine is around 3 feet long, 2.5 feet tall, and weighs 240 pounds. The robot can move on difficult terrain at a speed of four miles per hour, and is able to carry up to 340 pound of weight, navigating with its onboard LIDAR and stereo vision systems. This robot has also been renovated and updated with modifications that enhance its power and locomotive features.



F

6) Выполните грамматические упражнения по теме "Косвенная речь".

1. Превратите следующие предложения в косвенную речь, сделав все необходимые изменения.

Н-р: Jack said: “I am working hard.” (Джэк сказал: «Я много работаю.») – Jack said (that) he was working hard. (Джэк сказал, что много работает.)

I told her: “You can join us.” (Я сказал ей: «Ты можешь присоединиться к нам.») – I told her (that) she could join us.” (Я сказал ей, что она может присоединиться к нам.)

1. Fred said: “I have invented a new computer program”. (Фрэд сказал: «Я изобрел новую компьютерную программу.»)
2. Mary said: “I will help my sister.” (Мэри сказала: «Я помогу своей сестре.»)
3. They told me: “We were really happy.” (Они сказали мне: «Мы были очень счастливы.»)
4. She said: “I live in a big apartment.” (Она сказала: «Я живу в большой квартире.»)
5. He told her: “I am going to the fish market.” (Он сказал ей: «Я собираюсь на рыбный рынок.»)
6. Betty said: “I found my passport.” (Бетти сказала: «Я нашла свой паспорт.»)
7. Mr. Ford said: “I don’t like pork.” (М-р Форд сказал: «Я не люблю свинину.»)
8. Little Tim told his mother: “I am sleepy.” (Маленький Тим сказал маме: «Я хочу спать.»)

2. Преобразуйте следующие просьбы и советы в косвенную речь.

Н-р: The doctor said: “Please take a deep breath, Ann.” (Доктор сказал: «Пожалуйста, сделай глубокий вдох, Аня.») – The doctor asked Ann to take a deep breath. (Доктор попросил Аню сделать глубокий вдох.)

Sara: “Don’t forget to buy some juice.” (Сара: «Не забудь купить немного сока.») – Sara reminded not to forget to buy some juice. (Сара напомнила не забыть купить немного сока.)
She said: “You should stop smoking so much, Mark.” (Она сказала: «Тебе следует прекратить так много курить, Марк.») -

She advised Mark to stop smoking so much. (Она посоветовала Марку прекратить так много курить.)

1. **The policeman said: “Keep the silence, please.”** (Полицейский сказал:«Соблюдайте тишину, пожалуйста.») – **The policeman asked**
2. **Mother said: “Kids, you should wash your hands before lunch.”** (Мама сказала:«Дети, нужно помыть руки перед обедом.») – **Mother advised**
3. **The dentist told me: “Don’t eat nuts anymore.”** (Дантист сказал мне:«Больше не ешь орехи.») – **The dentist warned**
4. **Tom : “Could you lend me 20 dollars, please?”** (Том:«Ты не мог бы одолжить мне 20 долларов?») – **Tom asked**
5. **Mr. Walters told his sons: “You must stay away from the lake.”** (М-р Уолтерс сказал сыновьям:«Вы должны держаться подальше от озера.») – **Mr. Walters warned**
6. **John said: “You should see a lawyer, Ted.”** (Джон сказал:«Тебе следует посетить адвоката.») – **John advised**
7. **The teacher told the students: “Don’t talk during the test.”** (Учитель сказал студентам:«Не разговаривайте во время контрольной.») – **The teacher warned**
8. **The judge said: “Mr. Brown, you must pay a big fine.”** (Судья сказал: «М-р Браун, вы обязаны заплатить большой штраф.») – **The judge ordered**

3. Измените вопросы на косвенную речь.

Н-р: “Where does your niece live?”(«Где живет твоя племянница?») – He wanted to know where the niece lived. (Он хотел знать, где живет племянница.)

“Can you type?” («Ты умеешь печатать?») – The manager asked if I could type. (Менеджер спросил, могу ли я печатать.)

1. **“Where has Jim gone?”** («Куда ушел Джим?») – **Maria wanted to know**

2. “What did the workers eat?” («Что ели рабочие?») – They asked
3. «Have you ever been to China, Sam?» («Ты когда-нибудь был в Китае, Сэм?») – I asked
4. “Are you French or Italian?” («Вы француз или итальянец?») – She wanted to know
5. “When will the next train arrive?” («Когда придет следующий поезд?») – I asked
6. “Do you grow flowers in your garden, Mrs. Smith?” («Вы выращиваете цветы в своем саду, миссис Смит?») – She wondered

4. Теперь, наоборот, измените косвенную речь на прямую.

Н-р: Peter asked me if I was free. (Питер спросил меня, свободен ли я.) – Peter asked: “Are you free?”

She wanted to know where I had bought the dictionary. (Она хотела узнать, где я купила словарь.) – She asked: “Where did you buy the dictionary?”

1. I asked him why he was tired. (Я спросил его, почему он устал.)
2. We wanted to know if Kate had broken the car. (Мы хотели узнать, сломала ли Кейт машину.)
3. He asked if they could meet on Tuesday. (Он спросил, могут ли они встретиться во вторник.)
4. I wondered how often she used the washing-machine. (Я поинтересовалась, как часто она пользуется стиральной машиной.)
5. Mother wanted to know if we would invite Kevin to the party. (Мама хотела знать, пригласим ли мы Кевина на вечеринку.)

10) Итоговый урок по теме.

Практические занятия 161-171.

EXHIBITIONS IN THE WELDING INDUSTRY

Read and translate the leaflet.

Weldex is the largest international exhibition for welding materials, equipment and technologies in Russia (<http://www.weldcx.ru/ru-RU>).

Exhibition sections:

- Equipment and materials for welding
- Equipment for cutting
- Equipment and materials for protective and hardening coatings
- Welding joint quality control equipment
- Welding tools and accessories
- Personal and collective protective equipment for welding operations
- Equipment for edge preparation

Weldex is for:

- Engineering
- Welding
- Construction and repair
- Energetics
 - « Oil and gas industry
- Metallurgy

Manufacturers and suppliers of welding equipment take part in the Exhibition every year. They demonstrate up-to-date reliable welding products.

187 companies from 14 countries worldwide present their products at the Exhibition: ESAB, FAN UC Robotics, Kemppi, KUKA Robotics, Lincoln Electric, Messer, vocstalpine Bohler Welding, Ryazan State Instrument-Making Enterprise, Losinoostrovsk Electrode Plant, RPE Tehnotron, STA IRE- Polus and many others.

Only at Weldex you can:

- Choose welding equipment and materials
- See up-to-date equipment in operation
- Assess technical specifications
- Study the most modern welding technologies
- Make profitable contracts
- Listen to the opinions of experts in the sphere of welding and allied processes
- Get acquainted with trends and the latest achievements in the industry at events of the Business Programme
- Find up-to-date process solutions and newly-designed products for all types of welding and allied processes. You can see up-to-date welding sets, robots, personal protective equipment, ventilation and filtration equipment, welding joint quality control systems.

PROGRAMME OF EVENTS

The first day		
12:00	The Opening Ceremony of the International Specialized Exhibition for Welding Materials, Equipment and Technologies Weldex Organizer: The ITE Group	Hall 1
10:30—] 7:00	‘The Best Welder’ and The Best Young Welder’ Contests Organizers: The ITE Group, ELSVAR	Hall 2
10:00-18:00	Demonstration of art and decoration products made by welding and forging Organizer: The GITE Group	
The second day		

10:00-14:00	The Session of Main Welders of Moscow and the Moscow region with the topic 'The best technologies, equipment, materials for welding, cutting, building-up	Hall 2
	from Weldex exhibitors for manufacturing facilities in the Moscow region and other regions of Russia' Organizers: The ITE Group, Moscow Inter- Industry Association of Main Welders (MIAMW), ELSVAR	
10.00-14:00	Round-table discussion 'Features and distinctions of new welding solutions for MIG/MAG, TIG as well as manual and semiautomatic plasma welding and cutting'	
	Round-table discussion 'Quality factors of current welding materials production. Quality coated electrodes, non-consumable carbon and tungsten electrodes, welding fluxes'	
	Round-table discussion 'Health, safety and environment. Means of protection against job hazards at welding, cutting and building-up'	
14:00— 17:30	Round-table discussion welding production in Russia' Organizers: The ITE Group, RSTWS, ELSVAR	Hall 1
14:00—15:00	Modern technologies of non-destructive testing and welding joint diagnostics Organizer: RONKTD	Hall 2
	The third day	
15:30— 16:30	Contest winners awarding ceremony: 'The Best Welder', 'The Best Young Welder' and 'The Best Engineer (Scientist) Welder' Organizers: The ITE Group, ELSVAR	Hall I
187 exhibitors 14 countries 9,251 sq. m total space Welcome to Weldex International Exhibition!		

Answer the questions.

Why is the exhibition called 'Weldex'?

What can you see at Weldex?

How many countries take part in the exhibition?

What section would you like to visit? Why?

Is Weldex popular?

What event of the programme would you like to take part in?

What would you tell your English-speaking colleagues about Weldex?

What section would you recommend them to visit?

Would you like to take part in the contest 'The Best Young Welder'?

Lesson HAVING A JOB INTERVIEW

Read the job advertisements and say who the employers offer.

Steel Welder Welding Fabricator 20160702

EDS (Electrical Data Security) Ltd — Birmingham B30

£B—£12 anhour

Steel welders, welding fabricators required with skills in all welding and fabrication of mild steel; producing gates, barriers, bollards, turnstiles plus various products from sketches and drawings.

Some stainless steel welding would be an advantage but not necessary.

Understanding verbal instructions, sketches or drawings.

Ideally you will be local to our factory and you will be asked to conduct a welding test to

JOB TYPE: Full-time directly employed

JOB LOCATION: Pershore Road, Kings Norton Birmingham B303DR START

DATE: Immediate ASAP (as soon as possible)

CALL: 01 21 213 0160

Davisco Goods is currently seeking a Maintenance Mechanic Welder for our Le Sueur Cheese plant in Le Sueur, Minnesota.

Essential functions include the following:

Perform daily welding requests to repair process equipment, parts, and other welding needs in or out of the facility.

Ability to fabricate and weld a variety of parts, brackets, trays, hangers, etc.

Ability to use all shop tools and equipment associated with the welding trade.

Manage and maintain necessary supplies and materials used in this job function.

Maintain a clean and safe work area.

Technical Competencies:

« Ability to pay strong attention to detail and multitask effectively

Skills in and knowledge of welding

* Ability to weld stainless steel

Ability to weld stick weld to make a variety of repairs in horizontal, vertical and overhead

Ability to read and understand blueprints

Good problem-solving skills, ability to follow and use root cause analysis

Qualifications:

This is a temporary contract up to the end of August with possibility of permanent position

JOB TYPE: Full-time SALARY: \$10.00 / hour

Must be FULLY EXPERIENCED welder: 3 years

Read the CV and say if this person can get
one of the above jobs.

Personal Information

First name / Surname	James Morgan
Age	24
Address	1355 West Highway 10, Anoka, MN 55303
Telephone	+ 12183954755
Email	j.morga@ecom.us
Nationality	American
Marital status	Single
Work experience	3 years
Education and training	Anoka Technical College, Minnesota http://www.anokatech.edu/ future_students/subjects/welding/ index.html
Personal skills and competences	Producing a quality product in timely manner MIG / TIG, MMA welding Enthusiastic, responsible, hard- working, confident PC skills
Additional information	No health problems, I don't smoke, have played football for 5 years

7. Answer the questions.

Will James get a job in these companies?

2. **What company** would you prefer? Why?

9. Complete the sentences using the new words and phrases.

If I have a job interview, I am a job

If I want to be respected at my work, I have to be

To have some extra work means to work..

If I am not married, I am

fi. If I work, I will have .. .

Money paid for my work is...

To work in the day time or night time means to work

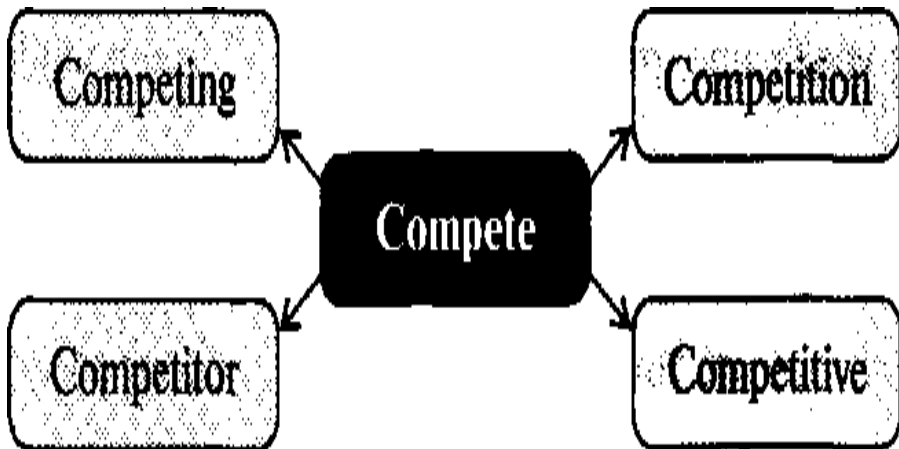
I am 20, this is my..

To get a job, I have to pass a welding

If I study at college, I will get secondary vocational.

THE WORLDSKILK COMPETITION IN WELDING

1. Read the word family. Translate the new words.



Read the text and match its paragraphs to the titles.

A. General Information

B. The History of the World skills Competition

C. The Idea Proves to Be Successful

D. Europe Gets in

E. The Aims of the Competition

abilities and skills in 45 trades. They do specific tasks for which they study and/or perform in their work-place. They do it both individually and collectively.

1. The World Skills Competition is the biggest vocational education and skill event in the world that truly reflects global industry. It is held every two years. The competitors demonstrate technical

world skills

2. One of the main goals of the World Skills Competition is to give importance to professional education as one of the true tools of socioeconomic transformation. The Competition also provides leaders in the industry, government and education with the opportunity to exchange information and best practices in different industries and professional education. New ideas and processes inspire school-aged youth to technical and technological careers and towards a better future.

3. It was 1946, and there was a great need for skilled workers in Spain. Mr Jose Antonio Elola Olaso, who was General Director of OJ E (Spanish Youth Organization), had an insight. It was necessary to convince youth, as well as their parents, teachers and prospective employers, that their future depended on an effective vocational training system. For this challenge, the most suitable solution was to organize a competition. So, young people's competing spirit would be aroused, adults » would discuss the competition results and visitors would be able to see a great variety of trades being demonstrated.

4. But the initiators wanted much more than that. As a matter of fact, they had far-reaching goals: to motivate youth to compete, to make them enthusiastic about vocational training and to compare skills and abilities of people from different countries. Due to similarities in language, history and culture, contacts were made with Latin American countries to set up a joint International Competition. At first, these contacts did not succeed, but Portugal showed interest in the project. As a result, in 1953, at Spain's invitation, youth from Germany, Great Britain, France, Morocco and Switzerland took part in it for the first time.

Answer the questions.

1. Have you ever taken part in the WorldSkills Competition?
2. Would you like to take part in the Competition?
3. Is it exciting? Is it honourable?
4. What do you have to know to take part in the Competition?
5. What do you have to do in the Competition?"

Speaking

Read the dialogue and say who is taking part in the conversation and where it is taking place.

— Hello.

— Hi.

— I am Benjamin from Canada. What country are you from?

— I am Alexander from Russia.

— Great. Are you taking part in an international competition for the first time?"

— Yes, I am. And you'?"

— Me too. Exciting, isn't it?"

— It is. Have a good luck.

— Same to you. See you later.

**Методические рекомендации
по выполнению практических занятий
по дисциплине ОУД.02. Иностранный язык**

по профессии

08.01.14 Монтажник санитарно-технических, вентиляционных систем и оборудования.

учебно-методическое пособие

Составитель

Регина Владимировна Бичегкуева

Подписано к печати _____ 2019. Бумага оцветная. Формат 60x84 1\16.

Усл. – печ. л. **13,75**. Заказ ____ . Тираж ____ экз.

Цена договорная.

Издательство: Государственное бюджетное профессиональное образовательное учреждение Иркутской области «Иркутский техникум машиностроения им. Н.П. Трапезникова»
г. Иркутск, ул. Рабочего Штаба, 6, <http://itm.irk.ru/>